


***FINANCIAL REPORTS
FOR THE MONTH OF
APRIL, 2018***

***BRADFORD
EXEMPTED VILLAGE
SCHOOL DISTRICT***



Begin Balance	MTD Receipts	FYTD Receipts	MTD Expenditures	FYTD Expenditures	Current Fund Balance	Current Encumbrances	Unencumbered Fund Balance
TOTAL FOR Fund 001 - GENERAL:							
5,261,260.44	669,105.29	6,137,340.20	530,324.64	5,345,530.75	6,053,069.89	649,493.26	5,403,576.63
TOTAL FOR Fund 002 - BOND RETIREMENT:							
186,858.12	84.18	100,768.83	0.00	119,023.02	168,603.93	4,887.50	163,716.43
TOTAL FOR Fund 003 - PERMANENT IMPROVEMENT:							
489,183.90	0.00	0.00	0.00	47,920.00	441,263.90	0.00	441,263.90
TOTAL FOR Fund 006 - FOOD SERVICE:							
67,541.44	26,643.35	190,340.48	19,165.81	198,405.45	59,476.47	6,248.07	53,228.40
TOTAL FOR Fund 007 - SPECIAL TRUST:							
50,726.16	0.00	4,500.00	0.00	15,500.00	39,726.16	8,250.00	31,476.16
TOTAL FOR Fund 008 - ENDOWMENT:							
54,727.74	84.32	644.63	0.00	0.00	55,372.37	2,130.91	53,241.46
TOTAL FOR Fund 018 - PUBLIC SCHOOL SUPPORT:							
33,783.12	651.00	19,478.73	1,383.72	20,541.38	32,720.47	3,260.69	29,459.78
TOTAL FOR Fund 019 - OTHER GRANT:							
17,266.58	0.00	6,950.00	0.00	5,649.60	18,566.98	174.71	18,392.27
TOTAL FOR Fund 022 - DISTRICT AGENCY:							
0.00	0.00	1,000.00	0.00	46.18	953.82	0.00	953.82
TOTAL FOR Fund 034 - CLASSROOM FACILITIES MAINT.:							
502,200.52	15.65	18,609.92	126,334.79	149,099.23	371,711.21	0.00	371,711.21
TOTAL FOR Fund 200 - STUDENT MANAGED ACTIVITY:							
26,823.32	4,049.45	34,588.24	4,614.59	32,377.68	29,033.88	6,119.09	22,914.79
TOTAL FOR Fund 300 - DISTRICT MANAGED ACTIVITY:							
13,370.19	29,880.05	107,142.54	7,131.32	75,907.66	44,605.07	40,909.55	3,695.52
TOTAL FOR Fund 451 - DATA COMMUNICATION FUND:							
0.00	0.00	3,600.00	0.00	0.00	3,600.00	0.00	3,600.00
TOTAL FOR Fund 572 - TITLE I DISADVANTAGED CHILDRN:							
0.00	10,000.00	157,081.94	12,128.62	156,790.03	291.91	0.00	291.91
TOTAL FOR Fund 590 - IMPROVING TEACHER QUALITY:							
0.00	0.00	13,394.62	0.00	0.00	13,394.62	0.00	13,394.62
TOTAL FOR Fund 599 - MISCELLANEOUS FED. GRANT FUND:							
0.00	0.00	63,698.58	0.00	33,755.55	29,943.03	8,311.00	21,632.03

Date: 05/02/2018
 Time: 2:18 pm

BRADFORD EX VILL SD
 Financial Report by Fund
 CASH CONTROL

Begin Balance	MTD Receipts	FYTD Receipts	MTD Expenditures	FYTD Expenditures	Current Fund Balance	Current Encumbrances	Unencumbered Fund Balance
6,703,741.53	740,513.29	6,859,138.71	701,083.49	6,200,546.53	7,362,333.71	729,784.78	6,632,548.93
GRAND TOTALS:							

Date: 05/02/2018
Time: 2:18 pm

BRADFORD EX VILL SD
Financial Detail Report for 04/01/2018 - 04/30/2018 by FUND-SCC
Called from FINSUM to check balances

Page: 1
(FINDET)

	Begin Balance	Receipts	Expenditures	End Balance
TOTAL FOR FUND-SCC 001 0000 (GENERAL FUND):	5,710,060.67	669,105.29	526,490.00	5,852,675.96
TOTAL FOR FUND-SCC 001 9000 (GENERAL):	67.98-	0.00	0.00	67.98-
TOTAL FOR FUND-SCC 001 9002 (SED BUS PURCHASE SET-ASIDES DARKE CO):	31,156.92	0.00	0.00	31,156.92
TOTAL FOR FUND-SCC 001 9003 (IH BUS PURCHASE SET-ASIDES - DARKE CO)	66,502.99	0.00	0.00	66,502.99
TOTAL FOR FUND-SCC 001 9045 (GENERAL):	33,094.47	0.00	0.00	33,094.47
TOTAL FOR FUND-SCC 001 9121 (TEXTBOOK AND INSTRUCTIONAL MATERIALS S	110,289.19	0.00	668.19	109,621.00
TOTAL FOR FUND-SCC 001 9122 (CAPITAL MAINTENANCE SET-ASIDES):	270,059.49-	0.00	0.00	270,059.49-
TOTAL FOR FUND-SCC 001 9194 (GENERAL FUND - STATE BUS PURCHASE ALLO	4,229.48	0.00	0.00	4,229.48
TOTAL FOR FUND-SCC 001 9195 (GENERAL FUND - PARITY):	116,690.81	0.00	0.00	116,690.81
TOTAL FOR FUND-SCC 001 9222 (GENERAL):	97.86	0.00	0.00	97.86
TOTAL FOR FUND-SCC 001 9412 (GENERAL STATE SETASIDE):	113,345.65	0.00	0.00	113,345.65
TOTAL FOR FUND-SCC 001 9718 (GENERAL):	1,051.33-	0.00	3,166.45	4,217.78-
TOTAL FOR FUND-SCC 002 0000 (BOND RETIREMENT 4.12 MILLS BOND REG/BL	144,582.95	73.93	0.00	144,656.88
TOTAL FOR FUND-SCC 002 9020 (BOND RETIREMENT .58 MILLS BOND SITE 20	23,936.80	10.25	0.00	23,947.05
TOTAL FOR FUND-SCC 003 0000 (PERMANENT IMPROVEMENT FUND):	441,263.90	0.00	0.00	441,263.90
TOTAL FOR FUND-SCC 006 0000 (LUNCHROOM/FOOD SERVICE):	51,998.93	26,643.35	19,165.81	59,476.47
TOTAL FOR FUND-SCC 007 9000 (UNCLAIMED FUNDS):	5,709.53	0.00	0.00	5,709.53
TOTAL FOR FUND-SCC 007 9900 (BRADFORD FIRE & RESCUE SCHOLARSHIP):	500.00-	0.00	0.00	500.00-
TOTAL FOR FUND-SCC 007 9901 (CREIGLOW SCHOLARSHIP FUND):	1,000.00	0.00	0.00	1,000.00
TOTAL FOR FUND-SCC 007 9902 (BLESSED DIRECTION INC. SCHOLARSHIP):	5,500.00	0.00	0.00	5,500.00
TOTAL FOR FUND-SCC 007 9903 (MAX WEAVER SCHOLARSHIP FUND):	500.00	0.00	0.00	500.00
TOTAL FOR FUND-SCC 007 9905 (MISC SCHOLARSHIP DONATIONS):	3,250.00-	0.00	0.00	3,250.00-
TOTAL FOR FUND-SCC 007 9906 (COVINGTON EAGLES SCHOLARSHIP FUND):	3,774.62	0.00	0.00	3,774.62
TOTAL FOR FUND-SCC 007 9907 (PEPSI AND COCA-COLA SCHOLARSHIP FUNDS)	2,500.00	0.00	0.00	2,500.00
TOTAL FOR FUND-SCC 007 9908 (RICHARD "DICK" HARMON SCHOLARSHIP FUND	25,500.00	0.00	0.00	25,500.00
TOTAL FOR FUND-SCC 007 9909 (VERNON LINDEMAN LINEMAN SCHOLARSHIP):	1,000.00	0.00	0.00	1,000.00

Date: 05/02/2018
 Time: 2:18 pm

BRADFORD EX VILL SD
 Financial Detail Report for 04/01/2018 - 04/30/2018 by FUND-SCC
 Called from FINSUM to check balances

Page: 2
 (FINDET)

	Begin Balance	Receipts	Expenditures	End Balance
TOTAL FOR FUND-SCC 007 9912 (HAROLD MARKER SCHOLARSHIP FUND):	2,000.00	0.00	0.00	2,000.00
TOTAL FOR FUND-SCC 007 9996 (PRODUCTION PAINT FINISHERS GRANT/SPECI	4,007.99-	0.00	0.00	4,007.99-
TOTAL FOR FUND-SCC 008 0000 (WADE KINDERGARTEN):	10,227.19	15.60	0.00	10,242.79
TOTAL FOR FUND-SCC 008 9202 (BEARD ENDOWMENT):	45,060.86	68.72	0.00	45,129.58
TOTAL FOR FUND-SCC 018 9110 (PRINCIPAL FUND - ELEMENTARY):	16,071.16	322.00	1,065.03	15,328.13
TOTAL FOR FUND-SCC 018 9113 (ELEMENTARY PRINCIPAL -BOX TOPS):	12,668.78	0.00	0.00	12,668.78
TOTAL FOR FUND-SCC 018 9130 (HIGH SCHOOL PRINCIPAL FUND):	2,275.25	329.00	318.69	2,285.56
TOTAL FOR FUND-SCC 018 9131 (HIGH SCHOOL PRINCIPAL (AFTER PROM) FUN	250.00	0.00	0.00	250.00
TOTAL FOR FUND-SCC 018 9222 (HIGH SCHOOL PRINCIPAL FUND LIBRARY):	2,188.00	0.00	0.00	2,188.00
TOTAL FOR FUND-SCC 019 9001 (SHOPA KIDS IN NEED FOUNDATION GRANT):	0.35	0.00	0.00	0.35
TOTAL FOR FUND-SCC 019 9003 (MIAMI COUNTY FOUNDATION-FEELING GOOD M	1.84	0.00	0.00	1.84
TOTAL FOR FUND-SCC 019 9004 (RADIO & TEL NEWS DIRECTORS FOUND MEDIA	174.02	0.00	0.00	174.02
TOTAL FOR FUND-SCC 019 9005 (ECO GARDEN GRANT MIAMI COUNTY PARK DIS	500.00	0.00	0.00	500.00
TOTAL FOR FUND-SCC 019 9007 (REED - VALEDICTORIAN/MEMORIAL):	309.58	0.00	0.00	309.58
TOTAL FOR FUND-SCC 019 9008 (MIAMI COUNTY FOUNDATION ECO GARDEN GRA	3.75	0.00	0.00	3.75
TOTAL FOR FUND-SCC 019 9009 (ELEMENTARY ART - TROY FOUNDATION):	12.91	0.00	0.00	12.91
TOTAL FOR FUND-SCC 019 9011 (MIAMI COUNTY FOUNDATION ALL ABOARD PRO	102.22	0.00	0.00	102.22
TOTAL FOR FUND-SCC 019 9012 (MAC GRANT):	1,093.18	0.00	0.00	1,093.18
TOTAL FOR FUND-SCC 019 9015 (MIAMI COUNTY FOUNDATION ELEMENTARY GRA	20.25	0.00	0.00	20.25
TOTAL FOR FUND-SCC 019 9017 (EAGLES-COVINGTON DONATION):	5,927.64	0.00	0.00	5,927.64
TOTAL FOR FUND-SCC 019 9018 (MIAMI COUNTY FOUNDATION-ART DISCOVERY	512.62	0.00	0.00	512.62
TOTAL FOR FUND-SCC 019 9022 (MISCELLANEOUS FIELD TRIP GRANTS):	758.76	0.00	0.00	758.76
TOTAL FOR FUND-SCC 019 9023 (VIVIAN RUSSELL KINDERGARTEN FUND):	57.87	0.00	0.00	57.87
TOTAL FOR FUND-SCC 019 9024 (ANNA BIER ART GRANT):	675.80	0.00	0.00	675.80
TOTAL FOR FUND-SCC 019 9026 (BELIEVE IN OHIO GRANT):	67.65	0.00	0.00	67.65
TOTAL FOR FUND-SCC 019 9131 (MIAMI COUNTY FOUNDATION SEMI-ANNUAL GR	1,788.54	0.00	0.00	1,788.54

Date: 05/02/2018
 Time: 2:18 pm

BRADFORD EX VILL SD
 Financial Detail Report for 04/01/2018 - 04/30/2018 by FUND-SCC
 Called from FINSUM to check balances

	Begin Balance	Receipts	Expenditures	End Balance
TOTAL FOR FUND-SCC 019 9222 (OTHER GRANT LIBRARY):	10.00	0.00	0.00	10.00
TOTAL FOR FUND-SCC 019 9230 (OTHER GRANT):	150.00	0.00	0.00	150.00
TOTAL FOR FUND-SCC 019 9517 (OTHER GRANT):	6,400.00	0.00	0.00	6,400.00
TOTAL FOR FUND-SCC 022 0000 (OHSAA TOURNAMENT ACCOUNTS):	953.82	0.00	0.00	953.82
TOTAL FOR FUND-SCC 034 0000 (CLASSROOM FAC. MAINT.):	497,434.34	15.65	126,334.79	371,115.20
TOTAL FOR FUND-SCC 034 9045 (MAINTENANCE FUND DELINQUENCIES):	596.01	0.00	0.00	596.01
TOTAL FOR FUND-SCC 200 9000 (MULTIPLE DISABILITIES CLASS):	2,331.41	143.40	0.00	2,474.81
TOTAL FOR FUND-SCC 200 9018 (CLASS OF 2018):	722.37	0.00	0.00	722.37
TOTAL FOR FUND-SCC 200 9019 (CLASS OF 2019):	1,540.78	25.00	0.00	1,565.78
TOTAL FOR FUND-SCC 200 9020 (CLASS OF 2020):	1,802.15	195.00	1,578.00	419.15
TOTAL FOR FUND-SCC 200 9021 (STUDENT MANAGED ACT):	61.00	2,966.05	1,625.00	1,402.05
TOTAL FOR FUND-SCC 200 9119 (POWER OF THE PEN):	280.00	0.00	0.00	280.00
TOTAL FOR FUND-SCC 200 9128 (SPANISH CLUB):	28.73	0.00	0.00	28.73
TOTAL FOR FUND-SCC 200 9130 (MUSE MACHINE):	2,001.22	0.00	0.00	2,001.22
TOTAL FOR FUND-SCC 200 9131 (DRAMA CLUB):	6,099.49	0.00	0.00	6,099.49
TOTAL FOR FUND-SCC 200 9133 (GLEE CLUB):	368.65	0.00	0.00	368.65
TOTAL FOR FUND-SCC 200 9330 (FUTURE FARMERS OF AMERICA):	5,087.98	618.00	1,411.59	4,294.39
TOTAL FOR FUND-SCC 200 9400 (HIGH SCHOOL MUSIC DEPARTMENT):	571.12	0.00	0.00	571.12
TOTAL FOR FUND-SCC 200 9610 (ELEMENTARY STUDENT COUNCIL):	648.32	0.00	0.00	648.32
TOTAL FOR FUND-SCC 200 9630 (HIGH SCHOOL STUDENT COUNCIL):	1,179.06	0.00	0.00	1,179.06
TOTAL FOR FUND-SCC 200 9680 (YEARBOOK):	6,727.26	102.00	0.00	6,829.26
TOTAL FOR FUND-SCC 200 9710 (NATIONAL HONOR SOCIETY):	149.48	0.00	0.00	149.48
TOTAL FOR FUND-SCC 300 9001 (HIGH SCHOOL ART):	721.58	0.00	0.00	721.58
TOTAL FOR FUND-SCC 300 9002 (WASHINGTON DC TRIP - 8TH GRADE):	1,064.03-	27,605.00	2,250.00	24,290.97
TOTAL FOR FUND-SCC 300 9004 (MEDIA-TECH CLASS):	5.57	0.00	0.00	5.57
TOTAL FOR FUND-SCC 300 9500 (ATHLETIC DIRECTOR):	21,443.22	2,275.05	4,881.32	18,836.95

Date: 05/02/2018
Time: 2:18 pm

BRADFORD EX VILL SD
Financial Detail Report for 04/01/2018 - 04/30/2018 by FUND-SCC
Called from FINSUM to check balances

Page: 4
(FINDET)

	Begin Balance	Receipts	Expenditures	End Balance
TOTAL FOR FUND-SCC 300 9501 (ATHLETIC DIRECTOR FSN):	750.00	0.00	0.00	750.00
TOTAL FOR FUND-SCC 451 9718 (DATA COMM):	3,600.00	0.00	0.00	3,600.00
TOTAL FOR FUND-SCC 572 0000 (TITLE I):	148.94	0.00	0.00	148.94
TOTAL FOR FUND-SCC 572 9217 (TITLE I DISADVANTAGED YOUTH FY17):	10,650.29	0.00	0.00	10,650.29
TOTAL FOR FUND-SCC 572 9218 (TITLE I DISADVANTAGED YOUTH FY18):	923.60	0.00	0.00	923.60
TOTAL FOR FUND-SCC 572 9718 (TITLE I DISADVANTAGES YOUTH FY18):	7,455.10	10,000.00	12,128.62	9,583.72
TOTAL FOR FUND-SCC 590 9718 (IMPROVING TEACHER QUALITY FY2018):	13,394.62	0.00	0.00	13,394.62
TOTAL FOR FUND-SCC 599 0000 (OTHER MISC FEDERAL GRANTS):	15.73	0.00	0.00	15.73
TOTAL FOR FUND-SCC 599 9916 (REAP FY2016):	6,267.30	0.00	0.00	6,267.30
TOTAL FOR FUND-SCC 599 9917 (REAP FY2017):	23,660.00	0.00	0.00	23,660.00

Date: 05/02/2018
Time: 2:18 pm

BRADFORD EX VILL SD
Financial Detail Report for 04/01/2018 - 04/30/2018 by FUND-SOC
Called from FINSUM to check balances

Page: 5
(FINDET)

Begin Balance	Receipts	Expenditures	End Balance
7,322,903.91	740,513.29	701,083.49	7,362,333.71

GRAND TOTALS:

DEPOSITORY	MONTH OF APRIL		VARIANCE
	MARCH	APRIL	
MAIN SOURCE BANK	0	0	\$ -
COVINGTON SAVINGS & LOAN	\$ 174,336.07	\$ 92,700.64	\$ (81,635.43)
COVINGTON SAVINGS & LOAN	\$ 2,949.69	\$ 2,949.74	\$ 0.05
GREENVILLE NATIONAL BANK	\$ 1,000.00	\$ 1,000.00	\$ -
SECOND NATIONAL BANK	\$ 845,229.20	\$ 722,648.82	\$ (122,580.38)
STAR OHIO	\$ 4,414,607.59	\$ 4,532,474.08	\$ 117,866.49
STAR OHIO PLUS	\$ 509,581.36	\$ 510,360.43	\$ 779.07
			\$ -
	\$ 5,947,703.91	\$ 5,862,133.71	\$ (85,570.20)
			\$ -
			\$ -
CDARS	\$ 1,375,000.00	\$ 1,500,000.00	\$ 125,000.00
PETTY CASH	\$ 100.00	\$ 100.00	\$ -
LIBRARY CHANGE FUND	\$ -	\$ -	\$ -
CAFETERIA CHANGE FUND	\$ 100.00	\$ 100.00	\$ -
	\$ 7,322,903.91	\$ 7,362,333.71	\$ 39,429.80

	SUB-TOTALS	TOTALS
	-----	-----
Gross Depository Balances:		
SECOND NATIONAL BANK	\$ 722,648.82	
COVINGTON SAVINGS & LOAN	146,991.03	
COVINGTON SAVINGS & LOAN-ATHLETC	2,949.74	
STAR OHIO	4,532,474.08	
STAR OHIO PLUS	510,360.43	
MAIN SOURCE BANK	42,169.42	
GREENVILLE NATIONAL BANK	1,000.00	

Total Depository Balances (Gross)		\$ 5,958,593.52
Adjustments to Bank Balance:		
Cash in Transit to Bank	\$ 0.00	
Outstanding Checks	96,459.81-	
Adjustments	0.00	


Total Adjustments to Bank Balance		96,459.81-
Investments:		
Treasury Bonds and Notes	\$ 0.00	
Certificate of Deposits	1,500,000.00	
Other Securities	0.00	
Other Investments:		

Total Investments		1,500,000.00
Cash on Hand:		
Petty Cash:		
BOE PETTY CASH	\$ 100.00	
Change Cash:		
CAFETERIA CHANGE FUND	\$ 100.00	
Cash with Fiscal Agent	0.00	

Total Cash on Hand		200.00

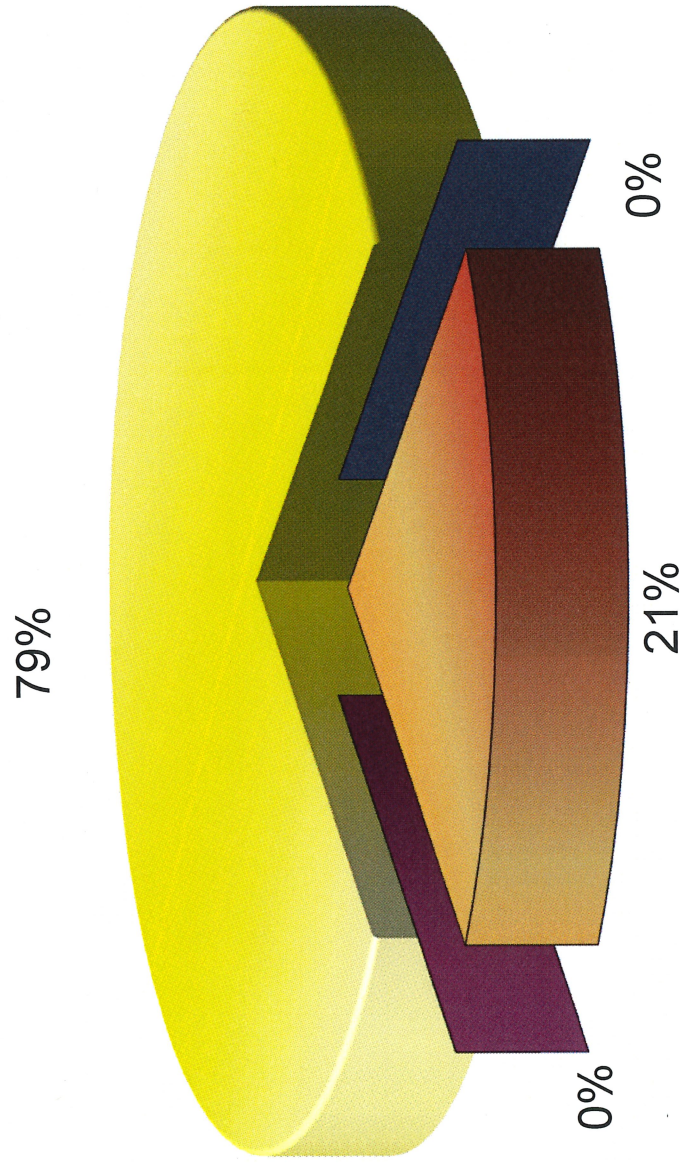
Total Balances		\$ 7,362,333.71
		=====
Total Fund Balance		\$ 7,362,333.71
		=====
Depository Clearance Accounts:		

Total Clearance Account Balances		\$ 0.00



 Treasurer

INVESTMENT APRIL 2018



■ CDS

■ US AGENCIES

■ MONEY MARKETS

■ MUTUAL FUND

	MONTHLY ESTIMATE	MONTHLY ACTUAL	MONTHLY DIFFERENCE	FISCAL YTD ESTIMATE	FISCAL YTD ACTUAL	FISCAL YTD DIFFERENCE
REVENUES						
01.010 General Property (Real Estate)	0	0	0	0	916,484	916,484
01.020 Tangible Personal Property Tax	0	0	0	0	44,244	44,244
01.030 Income Tax	0	275,354	275,354	0	1,124,832	1,124,832
01.035 Unrestricted Grants-in-Aid	0	331,637	331,637	0	3,458,887	3,458,887
01.040 Restricted Grants-in-Aid	0	2,442	2,442	0	31,026	31,026
01.045 Restricted Grants-in-Aid - SFSF	0	0	0	0	0	0
01.050 Property Tax Allocation	0	901	901	0	77,584	77,584
01.060 All Other Operating Revenue	0	40,645	40,645	0	440,895	440,895
01.070 Total Revenue	0	650,979	650,979	0	6,093,952	6,093,952
OTHER FINANCING SOURCES						
02.010 Proceeds from Sale of Notes	0	0	0	0	0	0
02.020 State Emergency Loans & Advancements (Approved)	0	0	0	0	0	0
02.040 Operating Transfers-In	0	0	0	0	0	0
02.050 Advances-In	0	0	0	0	0	0
02.060 All Other Financing Sources	0	18,127	18,127	0	43,388	43,388
02.070 Total Other Financing Sources	0	18,127	18,127	0	43,388	43,388
02.080 Total Revenues and Other Financing Sources	0	669,106	669,106	0	6,137,340	6,137,340
EXPENDITURES						
03.010 Personal Services	0	243,174	243,174	0	2,687,717	2,687,717
03.020 Employees' Retirement/Insurance Benefits	0	106,355	106,355	0	984,714	984,714
03.030 Purchased Services	0	129,339	129,339	0	1,299,733	1,299,733
03.040 Supplies and Materials	0	5,424	5,424	0	57,777	57,777
03.050 Capital Outlay	0	2,721	2,721	0	74,249	74,249
03.060 Intergovernmental	0	0	0	0	0	0
04.010 Debt Service: All Principal (Historical)	0	0	0	0	0	0
04.020 Debt Service: Principal - Notes	0	0	0	0	0	0
04.030 Debt Service: Principal - State Loans	0	0	0	0	0	0
04.040 Debt Service: Principal - State Advancements	0	0	0	0	0	0
04.050 Debt Service: Principal - HB 264 Loans	0	0	0	0	0	0
04.055 Debt Service: Principal - Other	0	0	0	0	0	0
04.060 Debt Service: Interest and Fiscal Charges	0	0	0	0	0	0
04.300 Other Objects	0	7,312	7,312	0	92,424	92,424
04.500 Total Expenditures	0	494,325	494,325	0	5,196,614	5,196,614
OTHER FINANCING USES						
05.010 Operating Transfers - Out	0	0	0	0	0	0
05.020 Advances - Out	0	36,000	36,000	0	148,918	148,918
05.030 All Other Financing Uses	0	0	0	0	0	0
05.040 Total Other Financing Uses	0	36,000	36,000	0	148,918	148,918
05.050 Total Expenditure and Other Financing Uses	0	530,325	530,325	0	5,345,532	5,345,532
06.010 Excess Rev & Oth Financing Sources over(under) Exp &	0	138,781	138,781	0	791,808	791,808
07.010 Beginning Cash Balance	0	5,914,287	5,914,287	0	5,261,260	5,261,260
07.020 Ending Cash Balance	0	6,053,068	6,053,068	0	6,053,068	6,053,068
08.010 Outstanding Encumbrances	0	649,493	649,493	0	649,493	649,493

List of Receipt Items by Date
MONTHLY REVENUE POSTINGS

Receipt Item
Number Number Stat Stat2 Description Amount

Receipt Date: 04/02/2018

994259	0001	A		MEDICAID SETTLEMENT REIMB FY15	18,126.62
				RECEIPT TOTAL:	18,126.62
994260	0001	A		May 5th After Prom	25.00
				RECEIPT TOTAL:	25.00
				TOTAL FOR DATE: 04/02/2018	18,151.62

Receipt Date: 04/03/2018

994261	0001	A		Student Breakfast	10.15
994261	0002	A		Adult Breakfast	4.75
994261	0003	A		Student Breakfast	0.75
994261	0004	A		Student Lunch Receipts	313.35
994261	0005	A		Student Milk Receipts	0.00
994261	0006	A		Student Alacarte	172.75
994261	0007	A		Adult Alacarte	33.25
994261	0008	A		Received On Account	(124.73)
				RECEIPT TOTAL:	410.27
				TOTAL FOR DATE: 04/03/2018	410.27

Receipt Date: 04/04/2018

994264	0001	A		Student Breakfast	15.35
994264	0002	A		Adult Breakfast	3.50
994264	0003	A		Student Breakfast	4.50
994264	0004	A		Student Lunch Receipts	292.10
994264	0005	A		Student Milk Receipts	0.50
994264	0006	A		Student Alacarte	106.25
994264	0007	A		Adult Alacarte	31.25
994264	0008	A		Received On Account	0.90
				RECEIPT TOTAL:	454.35
				TOTAL FOR DATE: 04/04/2018	454.35

Receipt Date: 04/05/2018

994262	0001	A		HS PRINCIPAL COKE SALES	116.00
--------	------	---	--	-------------------------	--------

List of Receipt Items by Date
MONTHLY REVENUE POSTINGS

Receipt Number	Item Number	Stat	Stat2	Description	Amount
----------------	-------------	------	-------	-------------	--------

Receipt Date: 04/05/2018

				RECEIPT TOTAL:	116.00
994263	0001	A		Trail Mix Sales	143.40
				RECEIPT TOTAL:	143.40
994265	0001	A		Student Breakfast	21.30
994265	0002	A		Adult Breakfast	7.00
994265	0003	A		Student Breakfast	3.50
994265	0004	A		Student Lunch Receipts	314.60
994265	0005	A		Student Milk Receipts	0.50
994265	0006	A		Student Alacarte	108.00
994265	0007	A		Adult Alacarte	42.50
994265	0008	A		Received On Account	(204.95)
				RECEIPT TOTAL:	292.45
				TOTAL FOR DATE: 04/05/2018	551.85

Receipt Date: 04/06/2018

994267	0001	A		sign lang Don-Donald Stackhous	50.00
				RECEIPT TOTAL:	50.00
994268	0001	A		Student Breakfast	13.25
994268	0002	A		Adult Breakfast	1.25
994268	0003	A		Student Breakfast	2.25
994268	0004	A		Student Lunch Receipts	331.20
994268	0005	A		Student Milk Receipts	0.00
994268	0006	A		Student Alacarte	139.75
994268	0007	A		Adult Alacarte	36.25
994268	0008	A		Received On Account	(274.07)
				RECEIPT TOTAL:	249.88
994269	0001	A		Kindergarten Snack	18.40
				RECEIPT TOTAL:	18.40
994280	0001	A		NSLP-LUNCH	1,993.06
994280	0002	A		NSLP BREAKFAST REIMB -MARCH 18	61.47
				RECEIPT TOTAL:	2,054.53

List of Receipt Items by Date
MONTHLY REVENUE POSTINGS

Receipt Number	Item Number	Stat	Stat2	Description	Amount
----------------	-------------	------	-------	-------------	--------

Receipt Date: 04/06/2018

TOTAL FOR DATE: 04/06/2018 2,372.81

Receipt Date: 04/08/2018

994266	0001	B	EX	WANDA ROBERTS INSURANCE CORREC	33.33
994266	0002	B	EX	WANDA ROBERTS INSURANCE CORREC	3.51

RECEIPT TOTAL: 36.84

TOTAL FOR DATE: 04/08/2018 36.84

Receipt Date: 04/09/2018

994270	0001	A		student fees correction 994249 (1,105.00)
994270	0002	A		R Sowers ch 405	225.00
994270	0003	A		i Hamilton Ch 4480	225.00
994270	0004	A		J Destine Ch 1077	225.00
994270	0005	A		M Clark Ch 1047	100.00
994270	0006	A		M Clark Cash	105.00
994270	0007	A		B Gray Cash	225.00
994270	0008	A		Leah Welch ck 1530	225.00
994270	0009	A		Cheyenne Buchanan ch 4407	225.00
994270	0010	A		Courtney Riffell cash	225.00
994270	0011	A		Oakley Brubaker ck 2384	250.00
994270	0012	A		student fees	705.00

RECEIPT TOTAL: 1,630.00

994271	0001	A		Student Breakfast	13.20
994271	0002	A		Adult Breakfast	0.75
994271	0003	A		Student Breakfast	6.00
994271	0004	A		Student Lunch Receipts	320.65
994271	0005	A		Student Milk Receipts	0.50
994271	0006	A		Student Alacarte	135.50
994271	0007	A		Adult Alacarte	50.00
994271	0008	A		Received On Account	113.95

RECEIPT TOTAL: 640.55

994272	0001	A		Boosters Food Supply	78.73
--------	------	---	--	----------------------	-------

RECEIPT TOTAL: 78.73

994275	0001	A		Student Breakfast	14.80
994275	0002	A		Adult Breakfast	0.75

List of Receipt Items by Date
MONTHLY REVENUE POSTINGS

Receipt Item
Number Number Stat Stat2 Description Amount

Receipt Date: 04/09/2018

994275	0003	A		Student Breakfast	2.50
994275	0004	A		Student Lunch Receipts	297.80
994275	0005	A		Student Milk Receipts	0.00
994275	0006	A		Student Alacarte	115.25
994275	0007	A		Adult Alacarte	33.50
994275	0008	A		Received On Account	(86.95)

RECEIPT TOTAL: 377.65
TOTAL FOR DATE: 04/09/2018 2,726.93

Receipt Date: 04/10/2018

994274	0001	A		1st Grade Zoo Trip[80.00
--------	------	---	--	---------------------	-------

RECEIPT TOTAL: 80.00
TOTAL FOR DATE: 04/10/2018 80.00

Receipt Date: 04/11/2018

994273	0001	A		Student Breakfast	21.20
994273	0002	A		Adult Breakfast	4.75
994273	0003	A		Student Breakfast	5.50
994273	0004	A		Student Lunch Receipts	315.65
994273	0005	A		Student Milk Receipts	1.00
994273	0006	A		Student Alacarte	111.25
994273	0007	A		Adult Alacarte	36.75
994273	0008	A		Received On Account	79.42

RECEIPT TOTAL: 575.52

994276	0001	A		alexander/thompson	87.00
--------	------	---	--	--------------------	-------

RECEIPT TOTAL: 87.00
TOTAL FOR DATE: 04/11/2018 662.52

Receipt Date: 04/12/2018

994277	0001	A		J Hocker Ck 1739	75.00
--------	------	---	--	------------------	-------

RECEIPT TOTAL: 75.00

List of Receipt Items by Date
MONTHLY REVENUE POSTINGS

Receipt Number	Item Number	Stat	Stat2	Description	Amount
----------------	-------------	------	-------	-------------	--------

Receipt Date: 04/12/2018

994278	0001	A		State FFA Convention	162.00
RECEIPT TOTAL:					162.00
994279	0001	B	EX	Dena Huff Check bad check	30.00
994279	0002	B	EX	Dena Huff bank fees bad checks	45.00
RECEIPT TOTAL:					75.00
994281	0001	A		LUNCH-PUBLIC SECT 11	322.14
994281	0002	A		LUNCH-PUBLIC SECT 11	10,828.77
994281	0003	A		CRRS BREAKFAST REIMB -MARCH 18	2,737.34
RECEIPT TOTAL:					13,888.25
994282	0001	A		Cheryl Clark Purchases	68.34
RECEIPT TOTAL:					68.34
994283	0001	A		Student Breakfast	13.25
994283	0002	A		Adult Breakfast	5.00
994283	0003	A		Student Breakfast	2.00
994283	0004	A		Student Lunch Receipts	303.20
994283	0005	A		Student Milk Receipts	0.50
994283	0006	A		Student Alacarte	136.00
994283	0007	A		Adult Alacarte	26.50
994283	0008	A		Received On Account	(190.05)
RECEIPT TOTAL:					296.40
TOTAL FOR DATE: 04/12/2018					14,564.99

Receipt Date: 04/13/2018

994284	0001	A		Student Breakfast	22.10
994284	0002	A		Adult Breakfast	6.75
994284	0003	A		Student Breakfast	12.25
994284	0004	A		Student Lunch Receipts	322.55
994284	0005	A		Student Milk Receipts	0.00
994284	0006	A		Student Alacarte	144.85
994284	0007	A		Adult Alacarte	31.00
994284	0008	A		Received On Account	(181.15)
RECEIPT TOTAL:					358.35
994285	0001	A		Opportunity Grant	78,373.59

List of Receipt Items by Date
MONTHLY REVENUE POSTINGS

Receipt Number	Item Number	Stat	Stat2	Description	Amount
----------------	-------------	------	-------	-------------	--------

Receipt Date: 04/13/2018

994285	0002	A		Targeted Assistance	23,312.44
994285	0003	A		K-3 Literacy	1,740.23
994285	0004	A		Economic Disadvantaged Funding	1,159.67
994285	0005	A		Limited Eng Proficiency Fundin (5.60)
994285	0006	A		Gifted Education Funding	1,566.50
994285	0007	A		Transportation	3,856.90
994285	0008	A		Special Education Addl Funding	11,080.60
994285	0009	A		Capacity Aid	45,732.13
994285	0010	A		Graduation Bonus	0.00
994285	0011	A		Third Grade Reading Bonus	0.00
994285	0012	A		Career Tech Education Funding	47.51
994285	0013	A		Preschool Special Education	189.29
994285	0014	A		Special Education Transportat (213.42)
994285	0015	A		Open Enrollment Adjustment	13,955.15
994285	0016	B	EX	Educational Service Center (527.45)
994285	0017	B	EX	Open Enrollment Adjustment (23,431.82)
994285	0018	B	EX	Community School Adjustment (1,099.44)
994285	0019	B	EX	Scholarship Transfer (1,349.88)
994285	0020	B	EX	Other Adjustment -negative (3,706.73)
994285	0021	B	EX	SF14 Regular Tuition (186.89)
994285	0022	B	EX	SF14 Special Education Tuition (227.73)
994285	0023	B	EX	College Credit Plus (2,463.86)
994285	0024	B	EX	School Employees Retirement Sy (6,034.00)
994285	0025	B	EX	State Teachers Retirement Sys (13,530.00)
994285	0026	B	EX	Excess Cost (2,750.37)

RECEIPT TOTAL:

125,486.82

996056	0001	B	EX	LEVPRO Adj. 10/01/17-04/13/18	101.94
996056	0002	B	EX	LEVPRO Adj. 10/01/17-04/13/18	553.58
996056	0003	B	EX	LEVPRO Adj. 10/01/17-04/13/18	308.37
996056	0004	B	EX	LEVPRO Adj. 10/01/17-04/13/18	341.91
996056	0005	B	EX	LEVPRO Adj. 10/01/17-04/13/18	500.93
996056	0006	B	EX	LEVPRO Adj. 10/01/17-04/13/18	213.01
996056	0007	B	EX	LEVPRO Adj. 10/01/17-04/13/18	173.58
996056	0008	B	EX	LEVPRO Adj. 10/01/17-04/13/18	871.37
996056	0009	B	EX	LEVPRO Adj. 10/01/17-04/13/18	155.10
996056	0010	B	EX	LEVPRO Adj. 10/01/17-04/13/18	479.49
996056	0011	B	EX	LEVPRO Adj. 10/01/17-04/13/18	996.78
996056	0012	B	EX	LEVPRO Adj. 10/01/17-04/13/18 (465.29)
996056	0013	B	EX	LEVPRO Adj. 10/01/17-04/13/18 (248.41)
996056	0014	B	EX	LEVPRO Adj. 10/01/17-04/13/18 (101.94)
996056	0015	B	EX	LEVPRO Adj. 10/01/17-04/13/18 (553.58)
996056	0016	B	EX	LEVPRO Adj. 10/01/17-04/13/18 (308.37)
996056	0017	B	EX	LEVPRO Adj. 10/01/17-04/13/18 (341.91)
996056	0018	B	EX	LEVPRO Adj. 10/01/17-04/13/18 (500.93)
996056	0019	B	EX	LEVPRO Adj. 10/01/17-04/13/18 (213.01)

List of Receipt Items by Date
MONTHLY REVENUE POSTINGS

Receipt Number	Item Number	Stat	Stat2	Description	Amount
----------------	-------------	------	-------	-------------	--------

Receipt Date: 04/13/2018

996056	0020	B	EX	LEVPRO Adj. 10/01/17-04/13/18	(173.58)
996056	0021	B	EX	LEVPRO Adj. 10/01/17-04/13/18	(622.96)
996056	0022	B	EX	LEVPRO Adj. 10/01/17-04/13/18	(155.10)
996056	0023	B	EX	LEVPRO Adj. 10/01/17-04/13/18	(479.49)
996056	0024	B	EX	LEVPRO Adj. 10/01/17-04/13/18	(531.49)
996056	0025	B	EX	LEVPRO Adj. 10/01/17-04/13/18	761.65
996056	0026	B	EX	LEVPRO Adj. 10/01/17-04/13/18	500.28
996056	0027	B	EX	LEVPRO Adj. 10/01/17-04/13/18	450.35
996056	0028	B	EX	LEVPRO Adj. 10/01/17-04/13/18	423.06
996056	0029	B	EX	LEVPRO Adj. 10/01/17-04/13/18	624.82
996056	0030	B	EX	LEVPRO Adj. 10/01/17-04/13/18	438.37
996056	0031	B	EX	LEVPRO Adj. 10/01/17-04/13/18	293.59
996056	0032	B	EX	LEVPRO Adj. 10/01/17-04/13/18	986.70
996056	0033	B	EX	LEVPRO Adj. 10/01/17-04/13/18	363.67
996056	0034	B	EX	LEVPRO Adj. 10/01/17-04/13/18	155.10
996056	0035	B	EX	LEVPRO Adj. 10/01/17-04/13/18	(198.99)
996056	0036	B	EX	LEVPRO Adj. 10/01/17-04/13/18	(60.26)
996056	0037	B	EX	LEVPRO Adj. 10/01/17-04/13/18	(137.76)
996056	0038	B	EX	LEVPRO Adj. 10/01/17-04/13/18	(565.96)
996056	0039	B	EX	LEVPRO Adj. 10/01/17-04/13/18	(562.66)
996056	0040	B	EX	LEVPRO Adj. 10/01/17-04/13/18	(440.02)
996056	0041	B	EX	LEVPRO Adj. 10/01/17-04/13/18	(450.35)
996056	0042	B	EX	LEVPRO Adj. 10/01/17-04/13/18	(423.06)
996056	0043	B	EX	LEVPRO Adj. 10/01/17-04/13/18	(624.82)
996056	0044	B	EX	LEVPRO Adj. 10/01/17-04/13/18	(438.37)
996056	0045	B	EX	LEVPRO Adj. 10/01/17-04/13/18	(293.59)
996056	0046	B	EX	LEVPRO Adj. 10/01/17-04/13/18	(282.98)
996056	0047	B	EX	LEVPRO Adj. 10/01/17-04/13/18	(363.67)
996056	0048	B	EX	LEVPRO Adj. 10/01/17-04/13/18	(155.10)
996056	0049	B	EX	LEVPRO Adj. 10/01/17-04/13/18	346.64
996056	0050	B	EX	LEVPRO Adj. 10/01/17-04/13/18	(116.55)
996056	0051	B	EX	LEVPRO Adj. 10/01/17-04/13/18	(230.09)
996056	0052	B	EX	LEVPRO Adj. 10/01/17-04/13/18	44.05
996056	0053	B	EX	LEVPRO Adj. 10/01/17-04/13/18	(44.05)
996056	0054	B	EX	LEVPRO Adj. 10/01/17-04/13/18	753.91
996056	0055	B	EX	LEVPRO Adj. 10/01/17-04/13/18	(753.91)
996056	0056	B	EX	LEVPRO Adj. 10/01/17-04/13/18	264.55
996056	0057	B	EX	LEVPRO Adj. 10/01/17-04/13/18	(119.90)
996056	0058	B	EX	LEVPRO Adj. 10/01/17-04/13/18	(144.65)
996056	0059	B	EX	LEVPRO Adj. 10/01/17-04/13/18	2,057.37
996056	0060	B	EX	LEVPRO Adj. 10/01/17-04/13/18	(721.44)
996056	0061	B	EX	LEVPRO Adj. 10/01/17-04/13/18	(239.38)
996056	0062	B	EX	LEVPRO Adj. 10/01/17-04/13/18	(1,096.55)
996056	0063	B	EX	LEVPRO Adj. 10/01/17-04/13/18	1,027.41
996056	0064	B	EX	LEVPRO Adj. 10/01/17-04/13/18	(171.23)
996056	0065	B	EX	LEVPRO Adj. 10/01/17-04/13/18	(513.71)
996056	0066	B	EX	LEVPRO Adj. 10/01/17-04/13/18	(342.47)

List of Receipt Items by Date
MONTHLY REVENUE POSTINGS

Receipt Item
Number Number Stat Stat2 Description Amount

Receipt Date: 04/13/2018

996056	0067	B	EX	LEVPRO Adj. 10/01/17-04/13/18	274.24
996056	0068	B	EX	LEVPRO Adj. 10/01/17-04/13/18 (119.92)
996056	0069	B	EX	LEVPRO Adj. 10/01/17-04/13/18 (154.32)
996056	0070	B	EX	LEVPRO Adj. 10/01/17-04/13/18	444.91
996056	0071	B	EX	LEVPRO Adj. 10/01/17-04/13/18 (444.91)
996056	0072	B	EX	LEVPRO Adj. 10/01/17-04/13/18	174.22
996056	0073	B	EX	LEVPRO Adj. 10/01/17-04/13/18 (174.22)
996056	0074	B	EX	LEVPRO Adj. 10/01/17-04/13/18	340.91
996056	0075	B	EX	LEVPRO Adj. 10/01/17-04/13/18	377.78
996056	0076	B	EX	LEVPRO Adj. 10/01/17-04/13/18 (340.91)
996056	0077	B	EX	LEVPRO Adj. 10/01/17-04/13/18 (377.78)
996056	0078	B	EX	LEVPRO Adj. 10/01/17-04/13/18	384.00
996056	0079	B	EX	LEVPRO Adj. 10/01/17-04/13/18	172.80
996056	0080	B	EX	LEVPRO Adj. 10/01/17-04/13/18 (192.00)
996056	0081	B	EX	LEVPRO Adj. 10/01/17-04/13/18 (192.00)
996056	0082	B	EX	LEVPRO Adj. 10/01/17-04/13/18 (172.80)
996056	0083	B	EX	LEVPRO Adj. 10/01/17-04/13/18	340.91
996056	0084	B	EX	LEVPRO Adj. 10/01/17-04/13/18 (340.91)
996056	0085	B	EX	LEVPRO Adj. 10/01/17-04/13/18	537.41
996056	0086	B	EX	LEVPRO Adj. 10/01/17-04/13/18 (537.41)
996056	0087	B	EX	LEVPRO Adj. 10/01/17-04/13/18	844.90
996056	0088	B	EX	LEVPRO Adj. 10/01/17-04/13/18 (168.40)
996056	0089	B	EX	LEVPRO Adj. 10/01/17-04/13/18 (676.50)
996056	0090	B	EX	LEVPRO Adj. 10/01/17-04/13/18	78.74
996056	0091	B	EX	LEVPRO Adj. 10/01/17-04/13/18 (26.25)
996056	0092	B	EX	LEVPRO Adj. 10/01/17-04/13/18 (52.49)
996056	0093	B	EX	LEVPRO Adj. 10/01/17-04/13/18	423.39
996056	0094	B	EX	LEVPRO Adj. 10/01/17-04/13/18 (94.32)
996056	0095	B	EX	LEVPRO Adj. 10/01/17-04/13/18 (94.32)
996056	0096	B	EX	LEVPRO Adj. 10/01/17-04/13/18 (234.75)
996056	0097	B	EX	LEVPRO Adj. 10/01/17-04/13/18	236.22
996056	0098	B	EX	LEVPRO Adj. 10/01/17-04/13/18 (78.74)
996056	0099	B	EX	LEVPRO Adj. 10/01/17-04/13/18 (157.48)
996056	0100	B	EX	LEVPRO Adj. 10/01/17-04/13/18	569.88
996056	0101	B	EX	LEVPRO Adj. 10/01/17-04/13/18 (52.96)
996056	0102	B	EX	LEVPRO Adj. 10/01/17-04/13/18 (33.18)
996056	0103	B	EX	LEVPRO Adj. 10/01/17-04/13/18 (483.74)
996056	0104	B	EX	LEVPRO Adj. 10/01/17-04/13/18	863.45
996056	0105	B	EX	LEVPRO Adj. 10/01/17-04/13/18 (863.45)

RECEIPT TOTAL: 0.00

TOTAL FOR DATE: 04/13/2018 125,845.17

List of Receipt Items by Date
MONTHLY REVENUE POSTINGS

Receipt Number	Item Number	Stat	Stat2	Description	Amount
----------------	-------------	------	-------	-------------	--------

Receipt Date: 04/16/2018

994286	0001	A		Student Breakfast	16.35
994286	0002	A		Adult Breakfast	2.25
994286	0003	A		Student Breakfast	0.75
994286	0004	A		Student Lunch Receipts	317.70
994286	0005	A		Student Milk Receipts	0.50
994286	0006	A		Student Alacarte	104.25
994286	0007	A		Adult Alacarte	40.00
994286	0008	A		Received On Account	(212.95)

RECEIPT TOTAL: 268.85

994287	0001	A		UVJVS Check No 233519	100.00
--------	------	---	--	-----------------------	--------

RECEIPT TOTAL: 100.00

TOTAL FOR DATE: 04/16/2018 368.85

Receipt Date: 04/17/2018

994288	0001	A		Student Breakfast	7.50
994288	0002	A		Adult Breakfast	3.25
994288	0003	A		Student Breakfast	6.50
994288	0004	A		Student Lunch Receipts	320.85
994288	0005	A		Student Milk Receipts	0.00
994288	0006	A		Student Alacarte	98.90
994288	0007	A		Adult Alacarte	53.00
994288	0008	A		Received On Account	(311.35)

RECEIPT TOTAL: 178.65

994291	0001	A		CHECK 110144 INCENTIVE	275.00
--------	------	---	--	------------------------	--------

RECEIPT TOTAL: 275.00

TOTAL FOR DATE: 04/17/2018 453.65

Receipt Date: 04/18/2018

994289	0001	A		Crystal Lutz Ck # 1262-candy s	180.00
994289	0002	A		Trey Manuel Check # 1110 candy	32.00
994289	0003	A		currency candy sales	2,502.00
994289	0004	A		coin-candy sales	252.05
994289	0005	B	EX	coin shortage candy sales	(3.00)
994289	0006	B	EX	currency shortage candy sales	(27.00)

List of Receipt Items by Date
MONTHLY REVENUE POSTINGS

Receipt Number	Item Number	Stat	Stat2	Description	Amount
----------------	-------------	------	-------	-------------	--------

Receipt Date: 04/18/2018

RECEIPT TOTAL: 2,936.05

994290	0001	A		ACT TESTING INCENTIVE	252.00
--------	------	---	--	-----------------------	--------

RECEIPT TOTAL: 252.00

994292	0001	A		Student Breakfast	15.10
994292	0002	A		Adult Breakfast	4.00
994292	0003	A		Student Breakfast	2.50
994292	0004	A		Student Lunch Receipts	320.95
994292	0005	A		Student Milk Receipts	0.50
994292	0006	A		Student Alacarte	128.25
994292	0007	A		Adult Alacarte	68.50
994292	0008	A		Received On Account	9.26

RECEIPT TOTAL: 549.06

TOTAL FOR DATE: 04/18/2018 3,737.11

Receipt Date: 04/19/2018

994293	0001	A		Student Breakfast	20.75
994293	0002	A		Adult Breakfast	7.75
994293	0003	A		Student Breakfast	5.25
994293	0004	A		Student Lunch Receipts	316.20
994293	0005	A		Student Milk Receipts	1.00
994293	0006	A		Student Alacarte	101.00
994293	0007	A		Adult Alacarte	37.25
994293	0008	A		Received On Account	(119.88)

RECEIPT TOTAL: 369.32

994294	0001	A		March 2018 Groceries & food	2,802.88
--------	------	---	--	-----------------------------	----------

RECEIPT TOTAL: 2,802.88

TOTAL FOR DATE: 04/19/2018 3,172.20

Receipt Date: 04/20/2018

994295	0001	A		Currency pizza sales	18.00
994295	0002	A		clark ch 3847 pizza sales	21.00
994295	0003	A		Hart ck 2467 pizza sales	18.00
994295	0004	A		Enis Ck 3392 pizza sales	36.00

List of Receipt Items by Date
MONTHLY REVENUE POSTINGS

Receipt Number	Item Number	Stat	Stat2	Description	Amount
----------------	-------------	------	-------	-------------	--------

Receipt Date: 04/20/2018

994295	0005	A		Barbee Ck 4650 Pizza Sales	39.00
994295	0006	A		Spencer Ck 868 Pizza Sales	63.00

RECEIPT TOTAL: 195.00

994296	0001	A		State FFA Conv-Holman 4348	90.00
994296	0002	A		State FFA Conv-cash	10.00

RECEIPT TOTAL: 100.00

994297	0001	A		Student Breakfast	20.45
994297	0002	A		Adult Breakfast	3.75
994297	0003	A		Student Breakfast	3.75
994297	0004	A		Student Lunch Receipts	327.95
994297	0005	A		Student Milk Receipts	0.00
994297	0006	A		Student Alacarte	158.00
994297	0007	A		Adult Alacarte	39.25
994297	0008	A		Received On Account	76.66

RECEIPT TOTAL: 629.81

994299	0001	A		WASH DC HAMILTON CK 4503	225.00
994299	0002	A		WASH DC R MYERS CK 1331	225.00
994299	0003	A		WASH DC J DERSTINE CK 1082	450.00
994299	0004	A		WASH DC R SOWERS CH 407	225.00
994299	0005	A		M CLARK CK 1052	300.00
994299	0006	A		M Clark Cash	150.00
994299	0007	A		MANUEL TREYL CK 1116 STU FEES	35.00
994299	0008	A		M MANUEL CH 1116	105.00
994299	0009	A		ALEX BENNETT CK 6517 LOST TXBK	15.00

RECEIPT TOTAL: 1,730.00

994300	0001	A		1st Grade Zoo Trip[225.00
--------	------	---	--	---------------------	--------

RECEIPT TOTAL: 225.00

TOTAL FOR DATE: 04/20/2018 2,879.81

Receipt Date: 04/23/2018

994298	0001	A		FFA food supplies	19.56
--------	------	---	--	-------------------	-------

RECEIPT TOTAL: 19.56

994301	0001	A		Student Breakfast	16.20
--------	------	---	--	-------------------	-------

List of Receipt Items by Date
MONTHLY REVENUE POSTINGS

Receipt Number	Item Number	Stat	Stat2	Description	Amount
----------------	-------------	------	-------	-------------	--------

Receipt Date: 04/23/2018

994301	0002	A		Adult Breakfast	3.50
994301	0003	A		Student Breakfast	4.75
994301	0004	A		Student Lunch Receipts	343.00
994301	0005	A		Student Milk Receipts	1.00
994301	0006	A		Student Alacarte	140.00
994301	0007	A		Adult Alacarte	45.00
994301	0008	A		Received On Account	(245.26)
RECEIPT TOTAL:					308.19
TOTAL FOR DATE: 04/23/2018					327.75

Receipt Date: 04/24/2018

994302	0001	A		HS PRINCIPAL COKE SALES	163.00
RECEIPT TOTAL:					163.00
994303	0001	A		Feb, Mar, Sticker Sales	17.00
RECEIPT TOTAL:					17.00
994304	0001	A		Student Breakfast	12.80
994304	0002	A		Adult Breakfast	2.00
994304	0003	A		Student Breakfast	4.00
994304	0004	A		Student Lunch Receipts	316.80
994304	0005	A		Student Milk Receipts	0.50
994304	0006	A		Student Alacarte	128.75
994304	0007	A		Adult Alacarte	18.75
994304	0008	A		Received On Account	(293.06)
RECEIPT TOTAL:					190.54
TOTAL FOR DATE: 04/24/2018					370.54

Receipt Date: 04/25/2018

994307	0001	A		Student Breakfast	19.80
994307	0002	A		Adult Breakfast	3.00
994307	0003	A		Student Breakfast	2.75
994307	0004	A		Student Lunch Receipts	310.85
994307	0005	A		Student Milk Receipts	0.00
994307	0006	A		Student Alacarte	131.25
994307	0007	A		Adult Alacarte	35.25
994307	0008	A		Received On Account	59.10

List of Receipt Items by Date
MONTHLY REVENUE POSTINGS

Receipt Number	Item Number	Stat	Stat2	Description	Amount
----------------	-------------	------	-------	-------------	--------

Receipt Date: 04/25/2018

RECEIPT TOTAL: 562.00

TOTAL FOR DATE: 04/25/2018 562.00

Receipt Date: 04/26/2018

994305	0001	A		M Shaffer-state convention	90.00
994305	0002	A		state convention-cash	20.00

RECEIPT TOTAL: 110.00

994306	0001	A		R Helman camp #4349	71.00
--------	------	---	--	---------------------	-------

RECEIPT TOTAL: 71.00

994308	0001	A		Student Breakfast	25.70
994308	0002	A		Adult Breakfast	0.00
994308	0003	A		Student Breakfast	4.75
994308	0004	A		Student Lunch Receipts	302.80
994308	0005	A		Student Milk Receipts	0.00
994308	0006	A		Student Alacarte	143.75
994308	0007	A		Adult Alacarte	32.75
994308	0008	A		Received On Account	(266.75)

RECEIPT TOTAL: 243.00

994309	0001	A		Homestead - Shelby 1st Half 17	156.36
994309	0002	A		Homestead - Shelby 1st Half 17	2.72
994309	0003	A		Homestead - Shelby 1st Half 17	12.83
994309	0004	A		Homestead - Shelby 1st Half 17	1.78
994309	0005	A		Non-Bus Crd-Shelby 1st Half 17	689.07
994309	0006	A		Non-Bus Cred-Shelby 1st Half17	11.97
994309	0007	A		Non-Bus Cred-Shelby 1st Half17	56.56
994309	0008	A		Non-Bus Cred-Shelby 1st Half17	7.84
994309	0009	A		Owner Occ Cr-Shelby 1st half17	55.28
994309	0010	A		Owner Occ Cr-Shelby 1st half17	0.96
994309	0011	A		Owner Occ Cr-Shelby 1st half17	4.54
994309	0012	A		Owner Occ Non-Shelby 1sthalf17	0.63

RECEIPT TOTAL: 1,000.54

TOTAL FOR DATE: 04/26/2018 1,424.54

List of Receipt Items by Date
MONTHLY REVENUE POSTINGS

Receipt Number	Item Number	Stat	Stat2	Description	Amount
----------------	-------------	------	-------	-------------	--------

Receipt Date: 04/27/2018

994310	0001	A		Student Breakfast	13.55
994310	0002	A		Adult Breakfast	4.75
994310	0003	A		Student Breakfast	4.00
994310	0004	A		Student Lunch Receipts	329.60
994310	0005	A		Student Milk Receipts	0.50
994310	0006	A		Student Alacarte	132.50
994310	0007	A		Adult Alacarte	19.50
994310	0008	A		Received On Account	(163.65)

RECEIPT TOTAL: 340.75

994311	0001	A		Opportunity Grant	78,606.18
994311	0002	A		Targeted Assistance	23,234.36
994311	0003	A		K-3 Literacy	1,727.15
994311	0004	A		Economic Disadvantaged Funding	1,187.59
994311	0005	A		Limited Eng Proficiency Fundin	(5.59)
994311	0006	A		Gifted Education Funding	1,566.80
994311	0007	A		Transportation	3,856.89
994311	0008	A		Special Education Addl Funding	11,304.51
994311	0009	A		Capacity Aid	45,738.62
994311	0010	A		Graduation Bonus	0.00
994311	0011	A		Third Grade Reading Bonus	0.00
994311	0012	A		Career Tech Education Funding	47.50
994311	0013	A		Preschool Special Education	189.28
994311	0014	A		Special Education Transportat	(213.41)
994311	0015	A		Open Enrollment Adjustment	14,334.98
994311	0016	B	EX	Educational Service Center	(527.45)
994311	0017	B	EX	Open Enrollment Adjustment	(23,051.99)
994311	0018	B	EX	Community School Adjustment	(2,269.26)
994311	0019	B	EX	Scholarship Transfer	(1,349.87)
994311	0020	B	EX	Other Adjustment -negative	(3,706.73)
994311	0021	B	EX	SF14 Regular Tuition	(186.89)
994311	0022	B	EX	SF14 Special Education Tuition	(227.72)
994311	0023	B	EX	College Credit Plus	(2,463.86)
994311	0024	B	EX	School Employees Retirement Sy	(6,034.00)
994311	0025	B	EX	State Teachers Retirement Sys	(13,530.00)
994311	0026	B	EX	Excess Cost	(2,750.36)
994311	0027	A		Special Education Tution	(1.06)

RECEIPT TOTAL: 125,475.67

996057	0001	B	EX	LEVPRO Adj. 10/01/17-04/27/18	101.94
996057	0002	B	EX	LEVPRO Adj. 10/01/17-04/27/18	241.91
996057	0003	B	EX	LEVPRO Adj. 10/01/17-04/27/18	80.64
996057	0004	B	EX	LEVPRO Adj. 10/01/17-04/27/18	173.58
996057	0005	B	EX	LEVPRO Adj. 10/01/17-04/27/18	(241.91)
996057	0006	B	EX	LEVPRO Adj. 10/01/17-04/27/18	(80.64)

List of Receipt Items by Date
MONTHLY REVENUE POSTINGS

Receipt Number	Item Number	Stat	Stat2	Description	Amount
----------------	-------------	------	-------	-------------	--------

Receipt Date: 04/27/2018

996057	0007	B	EX	LEVPRO Adj. 10/01/17-04/27/18 (101.94)
996057	0008	B	EX	LEVPRO Adj. 10/01/17-04/27/18 (173.58)
996057	0009	B	EX	LEVPRO Adj. 10/01/17-04/27/18	224.07
996057	0010	B	EX	LEVPRO Adj. 10/01/17-04/27/18	239.38
996057	0011	B	EX	LEVPRO Adj. 10/01/17-04/27/18	293.59
996057	0012	B	EX	LEVPRO Adj. 10/01/17-04/27/18	363.67
996057	0013	B	EX	LEVPRO Adj. 10/01/17-04/27/18	155.10
996057	0014	B	EX	LEVPRO Adj. 10/01/17-04/27/18 (239.38)
996057	0015	B	EX	LEVPRO Adj. 10/01/17-04/27/18 (293.59)
996057	0016	B	EX	LEVPRO Adj. 10/01/17-04/27/18 (363.67)
996057	0017	B	EX	LEVPRO Adj. 10/01/17-04/27/18 (155.10)
996057	0018	B	EX	LEVPRO Adj. 10/01/17-04/27/18 (224.07)
996057	0019	B	EX	LEVPRO Adj. 10/01/17-04/27/18	173.32
996057	0020	B	EX	LEVPRO Adj. 10/01/17-04/27/18 (173.32)
996057	0021	B	EX	LEVPRO Adj. 10/01/17-04/27/18	187.00
996057	0022	B	EX	LEVPRO Adj. 10/01/17-04/27/18 (127.05)
996057	0023	B	EX	LEVPRO Adj. 10/01/17-04/27/18 (59.95)
996057	0024	B	EX	LEVPRO Adj. 10/01/17-04/27/18	641.68
996057	0025	B	EX	LEVPRO Adj. 10/01/17-04/27/18 (402.30)
996057	0026	B	EX	LEVPRO Adj. 10/01/17-04/27/18 (239.38)
996057	0027	B	EX	LEVPRO Adj. 10/01/17-04/27/18	770.56
996057	0028	B	EX	LEVPRO Adj. 10/01/17-04/27/18 (770.56)
996057	0029	B	EX	LEVPRO Adj. 10/01/17-04/27/18	150.61
996057	0030	B	EX	LEVPRO Adj. 10/01/17-04/27/18 (100.41)
996057	0031	B	EX	LEVPRO Adj. 10/01/17-04/27/18 (50.20)
996057	0032	B	EX	LEVPRO Adj. 10/01/17-04/27/18	59.96
996057	0033	B	EX	LEVPRO Adj. 10/01/17-04/27/18 (59.96)
996057	0034	B	EX	LEVPRO Adj. 10/01/17-04/27/18	876.92
996057	0035	B	EX	LEVPRO Adj. 10/01/17-04/27/18 (876.92)
996057	0036	B	EX	LEVPRO Adj. 10/01/17-04/27/18	188.88
996057	0037	B	EX	LEVPRO Adj. 10/01/17-04/27/18 (94.44)
996057	0038	B	EX	LEVPRO Adj. 10/01/17-04/27/18 (94.44)
996057	0039	B	EX	LEVPRO Adj. 10/01/17-04/27/18	340.91
996057	0040	B	EX	LEVPRO Adj. 10/01/17-04/27/18 (340.91)
996057	0041	B	EX	LEVPRO Adj. 10/01/17-04/27/18	331.92
996057	0042	B	EX	LEVPRO Adj. 10/01/17-04/27/18 (331.92)
996057	0043	B	EX	LEVPRO Adj. 10/01/17-04/27/18	94.32
996057	0044	B	EX	LEVPRO Adj. 10/01/17-04/27/18 (94.32)
996057	0045	B	EX	LEVPRO Adj. 10/01/17-04/27/18	66.36
996057	0046	B	EX	LEVPRO Adj. 10/01/17-04/27/18 (33.18)
996057	0047	B	EX	LEVPRO Adj. 10/01/17-04/27/18 (33.18)
996057	0048	B	EX	LEVPRO Adj. 10/01/17-04/27/18	348.23
996057	0049	B	EX	LEVPRO Adj. 10/01/17-04/27/18 (298.48)
996057	0050	B	EX	LEVPRO Adj. 10/01/17-04/27/18 (49.75)

RECEIPT TOTAL:

0.00

List of Receipt Items by Date
MONTHLY REVENUE POSTINGS

Receipt Number	Item Number	Stat	Stat2	Description	Amount
----------------	-------------	------	-------	-------------	--------

Receipt Date: 04/27/2018

TOTAL FOR DATE: 04/27/2018 125,816.42

Receipt Date: 04/30/2018

994312	0001	A		1ST QTR 18 INCOME TAX-SD100	52,932.72
994312	0002	A		1ST QTR 18 INCOME TAX-SD100E	18,813.37
994312	0003	A		1ST QTR 18 INCOME TAX-SD101	232,758.36
994312	0004	A		1ST QTR 18 INCOME TAX-SD141	375.88
994312	0005	A		1ST QTR 18 INCOME TAX-ASSESS	18,652.13
994312	0006	A		1ST QTR 18 INCOME TAX-ASSESS	19.39
994312	0007	A		1ST QTR 18 INCOME TAX-CERT	3,387.06
994312	0008	A		1ST QTR 18 INCOME TAX-CERT	772.20
994312	0009	A		1ST QTR 18 INCOME TAX-REFUND	(52,290.32)
994312	0010	A		1ST QTR 18 INCOME TAX-REFUND	(67.14)
994312	0011	B	EX	1ST QTR 18 I ADMIN FEE	(4,130.30)
994312	0012	A		1ST QTR 18 INTEREST EARNED	631.94

RECEIPT TOTAL: 271,855.29

994313	0001	A		MANUEL CK 1117 PRESALE 2018	54.00
994313	0002	A		SPENCER CK 874 PRESALE 2018	48.00

RECEIPT TOTAL: 102.00

994314	0001	A		Student Breakfast	26.20
994314	0002	A		Adult Breakfast	3.50
994314	0003	A		Student Breakfast	2.00
994314	0004	A		Student Lunch Receipts	319.90
994314	0005	A		Student Milk Receipts	0.00
994314	0006	A		Student Alacarte	114.75
994314	0007	A		Adult Alacarte	48.35
994314	0008	A		Received On Account	(188.19)

RECEIPT TOTAL: 326.51

994315	0001	A		04/02/2018	70.00
994315	0002	A		04/03/2018	140.00
994315	0003	A		04/09/2018	279.60
994315	0004	A		04/10/2018	285.00
994315	0005	A		04/10/2018	75.00
994315	0006	A		04/13/2018	95.00
994315	0007	A		04/16/2018	105.00
994315	0008	A		04/16/2018	70.00
994315	0009	A		04/17/2018	334.50
994315	0010	A		04/17/2018	20.00
994315	0011	A		04/19/2018	35.00

List of Receipt Items by Date
MONTHLY REVENUE POSTINGS

Receipt Number	Item Number	Stat	Stat2	Description	Amount
----------------	-------------	------	-------	-------------	--------

Receipt Date: 04/30/2018

994315	0012	A		04/20/2018	55.00
994315	0013	A		04/23/2018	111.00
994315	0014	A		04/24/2018	340.00
994315	0015	A		04/27/2018	92.00
994315	0016	A		04/30/2018	72.50

RECEIPT TOTAL: 2,179.60

994316	0001	A		GF INTEREST APRIL 2018	9,449.98
994316	0002	A		CAFE INTEREST APRIL 2018	90.56
994316	0003	A		WADE INTEREST APRIL 2018	15.60
994316	0004	A		BEARD INTEREST APRIL 2018	68.72
994316	0005	A		MARCH 18 ATHLETIC INT	0.05
994316	0006	B	EX	MAINSOURCE MARCH BANK FEE (15.00)
994316	0007	B	EX	MARK LEWIS CHECK 70.08 CSH 70	0.08

RECEIPT TOTAL: 9,609.99

994317	0001	B	EX	MARK LEWIS CHECK 70.08 CSH 70 (0.08)
--------	------	---	----	---------------------------------	-------

RECEIPT TOTAL: (0.08)

TOTAL FOR DATE: 04/30/2018 284,073.31

TOTAL AMOUNT: 589,043.53

Status Codes

A = Receipt	B = Refund, with check
B/NC = Refund, No check	B/EX = Reduction of expenditure
C = Appropriation modification	C/WA = Budget modification
D = Expense supplies distribution	D/EC = Error correction
F = Fund-to-fund transfer	V = Void refund

DATE: 05/02/2018
TIME: 09:30:36

BRADFORD EXEMPTED VILLAGE SCHOOL DISTRICT
SUMMARY CHECK REGISTER - ALL CHECKS

PAGE 1
(CHECKS)

CHECK	DATE	NUMBER - VENDOR - NAME	AMOUNT	O-STS-C	REC/VD
20732	04/05/18	5242 AMERICAN FIDELITY ADMIN. SVC	44.75	W R	04/30/18
20733	04/05/18	1418 BARGA HEATING, AIR COND.	240.00	W R	04/30/18
20734	04/05/18	1812 BRADFORD HIGH SCHOOL	18.40	W R	04/30/18
20735	04/05/18	3329 BREWER, SALLY	14.85	W R	04/30/18
20736	04/05/18	5150 BRICKER & ECKLER LLP	654.50	W R	04/30/18
20737	04/05/18	5362 CARDMEMBER SERVICE	1,694.65	W R	04/30/18
20738	04/05/18	293 CLUB 7 SPORTS INC	300.00	W R	04/30/18
20739	04/05/18	165 COVINGTON - UVCC FFA	1,281.00	W R	04/30/18
20740	04/05/18	231 DARKE COUNTY EDUCATIONAL	19,013.56	W R	04/30/18
20741	04/05/18	233 DP&L	6,099.75	W R	04/30/18
20742	04/05/18	1334 BARGER, DEBBIE	222.75	W R	04/30/18
20743	04/05/18	3915 DICKMAN SUPPLY INC	25.25	W R	04/30/18
20744	04/05/18	1480 EATON SUPPLY INC.	90.00	W R	04/30/18
20745	04/05/18	260 EBBERTS FIELD SEEDS	200.00	W R	04/30/18
20746	04/05/18	6015 JOSEPH HURST	159.88	W W	
20747	04/05/18	677 JOSTEN'S	29.53	W R	04/30/18
20748	04/05/18	4905 LAMINATING USA, LLC	227.94	W W	
20749	04/05/18	4859 LITTLE CAESAR'S PIZZA KIT	1,578.00	W R	04/30/18
20750	04/05/18	3714 LOWE'S	66.32	W R	04/30/18
20751	04/05/18	4818 MERCER GROUP	477.00	W R	04/30/18
20752	04/05/18	443 NEFF COMPANY INC.	153.20	W R	04/30/18
20753	04/05/18	4039 OHIO SCHOOL BUS MECHANICS	60.00	W W	
20754	04/05/18	6058 PESI, INC.	199.98	W R	04/30/18
20755	04/05/18	1834 PIQUA BATTERY	57.78	W R	04/30/18
20756	04/05/18	54 RAY, WENDY	44.55	W W	
20757	04/05/18	5339 MILLER, SKIP	100.98	W R	04/30/18
20758	04/05/18	6062 SPECTRA ASSOCIATES INC.	365.50	W R	04/30/18
20759	04/05/18	5127 SPIRIT MEDICAL TRANSPORT	3,800.00	W R	04/30/18
20760	04/05/18	2694 STAPLES CREDIT PLAN	131.92	W R	04/30/18
20761	04/05/18	6012 SURBER, CARLA G	766.27	W W	
20762	04/05/18	5365 THE POLE VAULT LLC.	378.00	W R	04/30/18
20763	04/05/18	4599 WOODHULL/FELTZ C/O US BANK	2,150.00	W R	04/30/18
20764	04/05/18	3622 VARTEK SERVICES, INC	6,550.00	W R	04/30/18
20765	04/05/18	593 VILLAGE OF BRADFORD	87.00	W R	04/30/18
20766	04/05/18	1779 WAL-MART	213.96	W R	04/30/18
20767	04/05/18	4954 YINGST, CRYSTAL	10.00	W R	04/30/18
20769	04/09/18	54 RAY, WENDY	116.21	W R	04/30/18
20770	04/13/18	857 STATE TEACHERS	1,965.18	W R	04/30/18
20771	04/18/18	120 ANSONIA LOCAL SCHOOLS	125.00	W R	04/30/18
20772	04/18/18	4543 AUDITOR OF STATE	2,788.00	W R	04/30/18
20773	04/18/18	1812 BRADFORD HIGH SCHOOL	19.56	W R	04/30/18
20774	04/18/18	956 BROWN SUPPLY COMPANY	625.94	W R	04/30/18
20775	04/18/18	2071 BUD'S ELECTRIC INC.	7,077.00	W R	04/30/18
20776	04/18/18	4947 CDW-GOVERNMENT	390.00	W R	04/30/18
20777	04/18/18	1412 CLARK'S PIZZA	50.00	W W	
20778	04/18/18	184 COCA-COLA BOTTLING CO.	492.13	W R	04/30/18
20779	04/18/18	787 COVINGTON HIGH SCHOOL	350.00	W R	04/30/18
20780	04/18/18	5232 DIRECT ENERGY BUSINESS	1,486.34	W R	04/30/18
20781	04/18/18	3772 FOUR STAR RENTAL	28.89	W W	
20782	04/18/18	3779 FRANKLIN MONROE ATHLETIC DEP	120.00	W R	04/30/18
20783	04/18/18	1332 GRAHAM LOCAL SCHOOLS	175.00	W R	04/30/18
20784	04/18/18	5231 GREENVILLE CITY SCHOOLS	200.00	W W	
20785	04/18/18	5176 HERSHEY CREAMERY CO.	455.40	W R	04/30/18
20786	04/18/18	322 HOUGHTON MIFFLIN CO., LLC.	1,049.19	W R	04/30/18
20787	04/18/18	320 HOCKER'S SERVICE	300.00	W R	04/30/18
20788	04/18/18	6042 BECKER ELECTRIC SUPPLY CO.	119,257.79	W R	04/30/18

DATE: 05/02/2018
TIME: 09:30:36

BRADFORD EXEMPTED VILLAGE SCHOOL DISTRICT
SUMMARY CHECK REGISTER - ALL CHECKS

PAGE 2
(CHECKS)

CHECK	DATE	NUMBER - VENDOR - NAME	AMOUNT	O-STS-C	REC/VD
20789	04/18/18	4602 K & K TOURS INC	2,250.00	W R	04/30/18
20790	04/18/18	1023 KREMER ROOFING INC.	1,350.00	W R	04/30/18
20791	04/18/18	4648 LEARNING A-Z	599.80	W R	04/30/18
20792	04/18/18	5240 MCGIFFIN, JOHN	18.12	W W	
20793	04/18/18	5194 MEDCO	102.42	W R	04/30/18
20794	04/18/18	4538 MIAMI CO. SHERIFF DEPUTY ASS	1,575.00	W R	04/30/18
20795	04/18/18	1963 MIAMI COUNTY EDUCATIONAL	11,718.77	W R	04/30/18
20796	04/18/18	2168 MINSTER LOCAL SCHOOLS	130.00	W W	
20797	04/18/18	3611 NCS PEARSON, INC	78.60	W R	04/30/18
20798	04/18/18	453 OHIO BUREAU OF	65.28	W R	04/30/18
20799	04/18/18	471 PATTY'S IGA INC.	32.76	W R	04/30/18
20800	04/18/18	5251 PERFECTION BAKERIES, INC.	232.88	W R	04/30/18
20801	04/18/18	1031 PITNEY BOWES CORP. INC.	405.00	W R	04/30/18
20802	04/18/18	6072 PROMOTIONAL INNOVATIONS, INC	1,065.03	W R	04/30/18
20803	04/18/18	4272 REITER DAIRY OF SPRINGFIELD	1,009.70	W R	04/30/18
20804	04/18/18	1265 RUMPKE INC.	599.34	W R	04/30/18
20805	04/18/18	3782 SAUNDERS TOWING & RECOVERY	312.50	W R	04/30/18
20806	04/18/18	6068 SCHOOL KIDS HEALTHCARE	202.41	W R	04/30/18
20807	04/18/18	3280 SHELL OIL COMPANY INC.	1,051.11	W R	04/30/18
20808	04/18/18	838 SMITTY'S BICYCLE AND	12.00	W W	
20809	04/18/18	539 STANTON'S SHEET MUSIC	50.25	W R	04/30/18
20810	04/18/18	1445 HOCKER, STEVE	90.09	W R	04/30/18
20811	04/18/18	579 TIPPECANOE ATHLETIC DEPT	200.00	W R	04/30/18
20812	04/18/18	4636 TRI-VILLAGE ATHLETIC DEPT.	250.00	W R	04/30/18
20813	04/18/18	772 TROY HIGH SCHOOL	150.00	W R	04/30/18
20814	04/18/18	3643 VECTREN ENERGY DELIVERY	749.82	W R	04/30/18
20815	04/18/18	786 VERSAILLES SCHOOLS	280.00	W R	04/30/18
20816	04/18/18	598 VPP INDUSTRIES INC.	62.50	W R	04/30/18
20817	04/18/18	4119 W.R. HACKETT INC.	525.60	W R	04/30/18
20818	04/18/18	3792 WAIBEL ENERGY SYSTEMS, INC	651.00	W R	04/30/18
20819	04/18/18	4804 WESWURD	540.00	W W	
20820	04/18/18	2701 WORLD'S FINEST CHOCOLATE	1,595.00	W R	04/30/18
20821	04/26/18	883 SOUTHWESTERN OH. EPC	45,571.07	W W	
20822	04/27/18	857 STATE TEACHERS	1,965.18	W W	
20823	04/27/18	883 SOUTHWESTERN OH. EPC	251.25	W W	
20824	04/27/18	4967 AMERICAN FIDELITY ASSURANCE	1,207.28	W W	
20825	04/27/18	802510 Treasurer at Bradford School	200.00	W W	
20826	04/27/18	3970 AMERICAN FIDELITY ASSURANCE	2,337.71	W W	
211103	04/05/18	900006 GFS MEMO VENDOR	2,138.98	M M	
211104	04/13/18	900744 FIFTH THIRD OF	123,481.10	C C	
211105	04/13/18	900744 FIFTH THIRD OF	1,690.09	M M	
211106	04/13/18	900847 STATE TEACHERS RETIREMENT	.00	M M	
211107	04/13/18	900885 School Employees Retirement	359.62	M M	
211108	04/13/18	900885 School Employees Retirement	.00	M M	
211109	04/12/18	900006 GFS MEMO VENDOR	1,747.44	M M	
211110	04/23/18	900006 GFS MEMO VENDOR	1,432.82	M M	
211111	04/23/18	905775 CHECKSFORLESS.COM	93.45	M V	04/30/18
211112	04/27/18	900744 FIFTH THIRD OF	138,987.51	C C	
211113	04/27/18	900744 FIFTH THIRD OF	1,921.45	M M	
211114	04/26/18	900006 GFS MEMO VENDOR	1,320.99	M M	
211115	04/27/18	900885 School Employees Retirement	359.62	M M	
211116	04/27/18	900885 School Employees Retirement	.00	M M	
211117	04/27/18	900847 STATE TEACHERS RETIREMENT	.00	M M	
211118	04/29/18	900000 Journal Entry	.00	M M	
211119	04/30/18	900847 STATE TEACHERS RETIREMENT	12,223.95	M M	
211120	04/30/18	905775 CHECKSFORLESS.COM	.00	M M	

DATE: 05/02/2018
TIME: 09:30:36

BRADFORD EXEMPTED VILLAGE SCHOOL DISTRICT
SUMMARY CHECK REGISTER - ALL CHECKS

PAGE 3
(CHECKS)

CHECK	DATE	NUMBER - VENDOR - NAME	AMOUNT	O-STS-C REC/VD
VOID	V	1	93.45	
RECONCILED	R	76	210,296.23	
OUTSTANDING	W,C,I,T,B	20	316,238.75	
MEMO	M	15	23,194.96	
REFUND	B	0	.00	
WARRANT	W	94	264,066.37	
PAYROLL	C	2	262,468.61	
TRANSFERS	T	0	.00	
DIST/CORR	D	0	.00	
INVESTMENT	I	0	.00	
*** TOTAL CHECKS WRITTEN ***		112	549,823.39	

MDECA CREATED (FINJOU)

*** NOTE!! ONLY ACTIVE ACCOUNTS HAVE BEEN SELECTED, TOTALS MAY EXCLUDE AMOUNTS THAT ARE RELATED TO INACTIVE ACCOUNTS. ***

	BEGINNING BALANCE	MTD RECEIPTS	FYTD RECEIPTS	MTD EXPENDITURES	FYTD EXPENDITURES	AVAILABLE BALANCE	TOTAL ENCUMBERED	TOTAL UNENCUMB BALANCE

** FUND 001 **								

0000 GENERAL FUND	\$5,082,439.41	669,105.29	6,104,147.87	526,490.00	5,333,911.32	\$5,852,675.96	\$644,667.74	\$5,208,008.22
9000 GENERAL	\$.00	.00	.00	.00	67.98	\$67.98-	\$.00	\$67.98-
9002 SED BUS PURCHASE SET-ASIDES DARKE CO	\$31,156.92	.00	.00	.00	.00	\$31,156.92	\$.00	\$31,156.92
9003 MH BUS PURCHASE SET-ASIDES - DARKE CO	\$66,502.99	.00	.00	.00	.00	\$66,502.99	\$.00	\$66,502.99
9045 GENERAL	\$.00	.00	.00	.00	.00	\$33,094.47	\$.00	\$33,094.47
9121 TEXTBOOK AND INSTRUCTIONAL MATERIALS SET-ASID	\$112,908.50	.00	.00	668.19	3,287.50	\$109,621.00	\$890.00	\$108,731.00
9122 CAPITAL MAINTENANCE SET-ASIDES	\$266,013.32-	.00	.00	.00	4,046.17	\$270,059.49-	\$3,935.52	\$273,995.01-
9194 GENERAL FUND - STATE BUS PURCHASE ALLOWANCE	\$4,229.48	.00	.00	.00	.00	\$4,229.48	\$.00	\$4,229.48
9195 GENERAL FUND - PARITY	\$116,690.81	.00	.00	.00	.00	\$116,690.81	\$.00	\$116,690.81
9222 GENERAL	\$.00	.00	.00	.00	.00	\$97.86	\$.00	\$97.86
9412 GENERAL STATE SETASIDE	\$113,345.65	.00	.00	.00	.00	\$113,345.65	\$.00	\$113,345.65
9718 GENERAL	\$.00	.00	.00	3,166.45	4,217.78	\$4,217.78-	\$.00	\$4,217.78-
TOT 001:	\$5,261,260.44	669,105.29	6,137,340.20	530,324.64	5,345,530.75	\$6,053,069.89	\$649,493.26	\$5,403,576.63
=====								

** FUND 002 **								

0000 BOND RETIREMENT 4.12 MILLS BOND REG/BLDG 2020	\$159,780.27	73.93	89,093.99	.00	104,217.38	\$144,656.88	\$4,276.56	\$140,380.32
9020 BOND RETIREMENT .58 MILLS BOND SITE 2020	\$27,077.85	10.25	11,674.84	.00	14,805.64	\$23,947.05	\$610.94	\$23,336.11

MDECA CREATED (FINJOU)
 *** NOTE!! ONLY ACTIVE ACCOUNTS HAVE BEEN SELECTED, TOTALS MAY EXCLUDE AMOUNTS THAT ARE RELATED TO INACTIVE ACCOUNTS. ***

BEGINNING BALANCE	MTD RECEIPTS	FYTD RECEIPTS	MTD EXPENDITURES	FYTD EXPENDITURES	AVAILABLE BALANCE	TOTAL ENCUMBERED	TOTAL UNENCUMB BALANCE
\$186,858.12	84.18	100,768.83	.00	119,023.02	\$168,603.93	\$4,887.50	\$163,716.43
=====							

** FUND 003 **							

0000 PERMANENT IMPROVEMENT FUND							
\$489,183.90	.00	.00	.00	47,920.00	\$441,263.90	\$.00	\$441,263.90

TOT 003:	\$489,183.90	.00	.00	47,920.00	\$441,263.90	\$.00	\$441,263.90
=====							

** FUND 006 **							

0000 LUNCHROOM/FOOD SERVICE							
\$67,541.44	26,643.35	190,340.48	19,165.81	198,405.45	\$59,476.47	\$6,248.07	\$53,228.40

TOT 006:	\$67,541.44	190,340.48	19,165.81	198,405.45	\$59,476.47	\$6,248.07	\$53,228.40
=====							

** FUND 007 **							

9000 UNCLAIMED FUNDS							
\$5,709.53	.00	.00	.00	.00	\$5,709.53	\$.00	\$5,709.53
9900 BRADFORD FIRE & RESCUE SCHOLARSHIP							
\$.00	.00	.00	.00	500.00	\$500.00-	\$.00	\$500.00-
9901 CREIGLOW SCHOLARSHIP FUND							
\$1,000.00	.00	.00	.00	.00	\$1,000.00	\$500.00	\$500.00
9902 BLESSED DIRECTION INC. SCHOLARSHIP							
\$5,000.00	.00	3,500.00	.00	3,000.00	\$5,500.00	\$4,500.00	\$1,000.00
9903 MAX WEAVER SCHOLARSHIP FUND							
\$500.00	.00	.00	.00	.00	\$500.00	\$.00	\$500.00

MDECA CREATED (FINJOU)

*** NOTE!! ONLY ACTIVE ACCOUNTS HAVE BEEN SELECTED, TOTALS MAY EXCLUDE AMOUNTS THAT ARE RELATED TO INACTIVE ACCOUNTS. ***

BEGINNING BALANCE	MTD RECEIPTS	FYTD RECEIPTS	MTD EXPENDITURES	FYTD EXPENDITURES	AVAILABLE BALANCE	TOTAL ENCUMBERED	TOTAL UNENCUMBERED BALANCE
9905 MISC SCHOLARSHIP DONATIONS	\$750.00-	.00	.00	2,500.00	\$3,250.00-	\$0.00	\$3,250.00-
9906 COVINGTON EAGLES SCHOLARSHIP FUND	\$3,274.62	1,000.00	.00	500.00	\$3,774.62	\$750.00	\$3,024.62
9907 PEPSI AND COCA-COLA SCHOLARSHIP FUNDS	\$3,000.00	.00	.00	500.00	\$2,500.00	\$0.00	\$2,500.00
9908 RICHARD "DICK" HARMON SCHOLARSHIP FUND	\$28,000.00	.00	.00	2,500.00	\$25,500.00	\$0.00	\$25,500.00
9909 VERNON LINDEMAN LINEMAN SCHOLARSHIP	\$1,000.00	.00	.00	.00	\$1,000.00	\$0.00	\$1,000.00
9910 AAA SCHOLARSHIP FUND	\$0.00	.00	.00	.00	\$0.00	\$0.00	\$0.00
9911 RAY PRUITT SCHOLARSHIP FUND	\$0.00	.00	.00	.00	\$0.00	\$0.00	\$0.00
9912 HAROLD MARKER SCHOLARSHIP FUND	\$4,000.00	.00	.00	2,000.00	\$2,000.00	\$2,000.00	\$0.00
9996 PRODUCTION PAINT FINISHERS GRANT/SPECIAL TRUS	\$7.99-	.00	.00	4,000.00	\$4,007.99-	\$500.00	\$4,507.99-
TOT 007:	\$50,726.16	4,500.00	.00	15,500.00	\$39,726.16	\$8,250.00	\$31,476.16

** FUND 008 **

0000 WADE KINDERGARTEN	\$10,089.03	153.76	.00	.00	\$10,242.79	\$130.91	\$10,111.88
9202 BEARD ENDOWMENT	\$44,638.71	490.87	.00	.00	\$45,129.58	\$2,000.00	\$43,129.58
TOT 008:	\$54,727.74	644.63	.00	.00	\$55,372.37	\$2,130.91	\$53,241.46

** FUND 010 **

0000 CLASSROOM FACILITIES	\$0.00	.00	.00	.00	\$0.00	\$0.00	\$0.00
---------------------------	--------	-----	-----	-----	--------	--------	--------

MDECA CREATED (FINJOU)

*** NOTE!! ONLY ACTIVE ACCOUNTS HAVE BEEN SELECTED, TOTALS MAY EXCLUDE AMOUNTS THAT ARE RELATED TO INACTIVE ACCOUNTS. ***

	BEGINNING BALANCE	MTD RECEIPTS	FYTD RECEIPTS	MTD EXPENDITURES	FYTD EXPENDITURES	AVAILABLE BALANCE	TOTAL ENCUMBERED	TOTAL UNENCUMB BALANCE
TOT 010:	\$.00	.00	.00	.00	.00	\$.00	\$.00	\$.00
=====								

** FUND 018 **								

9110 PRINCIPAL FUND - ELEMENTARY			15,760.50	1,065.03	16,299.98	\$15,328.13	\$2,235.12	\$13,093.01
9113 ELEMENTARY PRINCIPAL -BOX TOPS	\$15,867.61	322.00						
9130 HIGH SCHOOL PRINCIPAL FUND	\$12,809.76	.00	813.80	.00	954.78	\$12,668.78	\$45.47	\$12,623.31
9131 HIGH SCHOOL PRINCIPAL (AFTER PROM) FUND	\$2,888.80	329.00	2,683.38	318.69	3,286.62	\$2,285.56	\$980.10	\$1,305.46
9222 HIGH SCHOOL PRINCIPAL FUND LIBRARY	\$50.00	.00	200.00	.00	.00	\$250.00	\$.00	\$250.00
TOT 018:	\$2,166.95	.00	21.05	.00	.00	\$2,188.00	\$.00	\$2,188.00
=====								
TOT 018:	\$33,783.12	651.00	19,478.73	1,383.72	20,541.38	\$32,720.47	\$3,260.69	\$29,459.78
=====								

** FUND 019 **								

9001 SHOPA KIDS IN NEED FOUNDATION GRANT	\$.35	.00	.00	.00	.00	\$.35	\$.00	\$.35
9003 MIAMI COUNTY FOUNDATION-FEELING GOOD MILE HIG	\$1.84	.00	.00	.00	.00	\$1.84	\$.00	\$1.84
9004 RADIO & TEL NEWS DIRECTORS FOUND MEDIA TECH	\$174.02	.00	.00	.00	.00	\$174.02	\$.00	\$174.02
9005 ECO GARDEN GRANT MIAMI COUNTY PARK DISTRICT	\$500.00	.00	.00	.00	.00	\$500.00	\$.00	\$500.00
9007 REED - VALEDICTORIAN/MEMORIAL	\$310.58	.00	.00	.00	1.00	\$309.58	\$.00	\$309.58
9008 MIAMI COUNTY FOUNDATION ECO GARDEN GRANT	\$3.75	.00	.00	.00	.00	\$3.75	\$.00	\$3.75
9009 ELEMENTARY ART - TROY FOUNDATION	\$12.91	.00	.00	.00	.00	\$12.91	\$.00	\$12.91
9011 MIAMI COUNTY FOUNDATION ALL ABOARD PROGRAM	\$102.22	.00	.00	.00	.00	\$102.22	\$.00	\$102.22

MDECA CREATED (FINJOU)

*** NOTE!! ONLY ACTIVE ACCOUNTS HAVE BEEN SELECTED, TOTALS MAY EXCLUDE AMOUNTS THAT ARE RELATED TO INACTIVE ACCOUNTS. ***

	BEGINNING BALANCE	MTD RECEIPTS	FYTD RECEIPTS	MTD EXPENDITURES	FYTD EXPENDITURES	AVAILABLE BALANCE	TOTAL ENCUMBERED	TOTAL UNENCUMB BALANCE
9012 MAC GRANT								
9015 MIAMI COUNTY FOUNDATION ELEMENTARY GRANT	\$1,093.18	.00	.00	.00	.00	\$1,093.18	\$.00	\$1,093.18
9017 EAGLES-COVINGTON DONATION	\$20.25	.00	.00	.00	.00	\$20.25	\$.00	\$20.25
9018 MIAMI COUNTY FOUNDATION-ART DISCOVERY CAMP	\$8,926.64	.00	.00	.00	2,099.00	\$5,927.64	\$.00	\$5,927.64
9021 TROY FOUNDATION FIELD TRIP GRANT	\$512.62	.00	.00	.00	.00	\$512.62	\$.00	\$512.62
9022 MISCELLANEOUS FIELD TRIP GRANTS	\$.00	.00	.00	.00	.00	\$.00	\$.00	\$.00
9023 VIVIAN RUSSELL KINDERGARTEN FUND	\$758.76	.00	.00	.00	.00	\$758.76	\$.00	\$758.76
9024 ANNA BIER ART GRANT	\$57.87	.00	.00	.00	.00	\$57.87	\$.00	\$57.87
9025 COMMUNITY BLOOD CENTER GRANT	\$645.20	.00	400.00	.00	369.40	\$675.80	\$174.71	\$501.09
9026 BELIEVE IN OHIO GRANT	\$.00	.00	.00	.00	.00	\$.00	\$.00	\$.00
9027 TRI-COUNTY BOARD OF REC AND MENTAL HEALTH GRA	\$67.65	.00	.00	.00	.00	\$67.65	\$.00	\$67.65
9131 MIAMI COUNTY FOUNDATION SEMI-ANNUAL GRANT	\$.00	.00	.00	.00	.00	\$.00	\$.00	\$.00
9132 OTHER GRANT RENAISSANCE	\$4,968.74	.00	.00	.00	3,180.20	\$1,788.54	\$.00	\$1,788.54
9222 OTHER GRANT LIBRARY	\$.00	.00	.00	.00	.00	\$.00	\$.00	\$.00
9230 OTHER GRANT	\$10.00	.00	.00	.00	.00	\$10.00	\$.00	\$10.00
9517 OTHER GRANT	\$.00	.00	150.00	.00	.00	\$150.00	\$.00	\$150.00
TOT 019:	\$17,266.58	.00	6,400.00	.00	5,649.60	\$6,400.00	\$174.71	\$6,400.00
=====						\$18,566.98		\$18,392.27

** FUND 022 **								

0000 OHSAA TOURNAMENT ACCOUNTS	\$.00	.00	1,000.00	.00	46.18	\$953.82	\$.00	\$953.82

MDECA CREATED (FINJOU)

*** NOTE!! ONLY ACTIVE ACCOUNTS HAVE BEEN SELECTED, TOTALS MAY EXCLUDE AMOUNTS THAT ARE RELATED TO INACTIVE ACCOUNTS. ***

BEGINNING BALANCE	MTD RECEIPTS	FYTD RECEIPTS	MTD EXPENDITURES	FYTD EXPENDITURES	AVAILABLE BALANCE	TOTAL ENCUMBERED	TOTAL UNENCUMB BALANCE
\$.00	.00	1,000.00	.00	46.18	\$953.82	\$.00	\$953.82
=====							

** FUND 034 **							

0000 CLASSROOM FAC. MAINT.	15.65	18,013.91	126,334.79	149,099.23	\$371,115.20	\$.00	\$371,115.20
\$502,200.52							
9045 MAINTENANCE FUND DELINQUENCIES	.00	596.01	.00	.00	\$596.01	\$.00	\$596.01
\$.00							

TOT 034: \$502,200.52	15.65	18,609.92	126,334.79	149,099.23	\$371,711.21	\$.00	\$371,711.21
=====							

** FUND 200 **							

9000 MULTIPLE DISABILITIES CLASS	143.40	1,207.10	.00	963.01	\$2,474.81	\$211.96	\$2,262.85
9015 CLASS OF 2015	.00	.00	.00	.00	\$.00	\$.00	\$.00
9016 CLASS OF 2016	\$775.02	.00	.00	775.02	\$.00	\$.00	\$.00
9017 CLASS OF 2017	\$1,286.07	.00	.00	1,286.07	\$.00	\$.00	\$.00
9018 CLASS OF 2018	\$1,054.76	1,466.00	.00	1,798.39	\$722.37	\$646.69	\$75.68
9019 CLASS OF 2019	\$475.50	3,401.80	.00	2,311.52	\$1,565.78	\$241.45	\$1,324.33
9020 CLASS OF 2020	\$117.25	2,914.90	1,578.00	2,613.00	\$419.15	\$.00	\$419.15
9021 STUDENT MANAGED ACT	\$.00	3,707.05	1,625.00	2,305.00	\$1,402.05	\$.00	\$1,402.05
9119 POWER OF THE PEN	\$280.00	.00	.00	.00	\$280.00	\$.00	\$280.00
9128 SPANISH CLUB	\$28.73	.00	.00	.00	\$28.73	\$.00	\$28.73
9130 MUSE MACHINE	\$2,001.22	.00	.00	.00	\$2,001.22	\$.00	\$2,001.22

MDECA CREATED (FINJOU)

*** NOTE!! ONLY ACTIVE ACCOUNTS HAVE BEEN SELECTED, TOTALS MAY EXCLUDE AMOUNTS THAT ARE RELATED TO INACTIVE ACCOUNTS. ***

BEGINNING BALANCE	MTD RECEIPTS	FYTD RECEIPTS	MTD EXPENDITURES	FYTD EXPENDITURES	AVAILABLE BALANCE	TOTAL ENCUMBERED	TOTAL UNENCUMB BALANCE
9131 DRAMA CLUB	.00	.00	.00	.00	\$6,099.49	\$0.00	\$6,099.49
9132 RENAISSANCE	.00	.00	.00	.00	\$0.00	\$0.00	\$0.00
9133 GLEE CLUB	\$368.65	.00	.00	.00	\$368.65	\$0.00	\$368.65
9320 HIGH SCHOOL FAMILY & CONSUMER SCIENCE	.00	.00	.00	.00	\$0.00	\$0.00	\$0.00
9330 FUTURE FARMERS OF AMERICA	\$2,399.18	16,128.89	1,411.59	14,233.68	\$4,294.39	\$2,703.99	\$1,590.40
9400 HIGH SCHOOL MUSIC DEPARTMENT	\$541.42	.00	.00	520.30	\$571.12	\$0.00	\$571.12
9610 ELEMENTARY STUDENT COUNCIL	\$648.32	.00	.00	.00	\$648.32	\$0.00	\$648.32
9630 HIGH SCHOOL STUDENT COUNCIL	\$1,179.06	.00	.00	.00	\$1,179.06	\$0.00	\$1,179.06
9680 YEARBOOK	\$6,859.36	102.00	.00	5,242.60	\$6,829.26	\$2,315.00	\$4,514.26
9710 NATIONAL HONOR SOCIETY	\$478.57	.00	.00	329.09	\$149.48	\$0.00	\$149.48
TOT 200:	\$26,823.32	4,049.45	4,614.59	32,377.68	\$29,033.88	\$6,119.09	\$22,914.79
=====							

** FUND 300 **							

9001 HIGH SCHOOL ART	\$721.58	.00	.00	.00	\$721.58	\$0.00	\$721.58
9002 WASHINGTON DC TRIP - 8TH GRADE	\$1,986.64	27,605.00	2,250.00	10,024.00	\$24,290.97	\$23,750.00	\$540.97
9004 MEDIA- TECH CLASS	\$5.57	.00	.00	.00	\$5.57	\$0.00	\$5.57
9190 ROADER BALLOONS	\$0.00	.00	.00	.00	\$0.00	\$0.00	\$0.00
9500 ATHLETIC DIRECTOR	\$9,906.40	2,275.05	4,881.32	65,883.66	\$18,836.95	\$17,159.55	\$1,677.40
9501 ATHLETIC DIRECTOR FSN	\$750.00	.00	.00	.00	\$750.00	\$0.00	\$750.00

MDECA CREATED (FINJOU)

*** NOTE!! ONLY ACTIVE ACCOUNTS HAVE BEEN SELECTED, TOTALS MAY EXCLUDE AMOUNTS THAT ARE RELATED TO INACTIVE ACCOUNTS. ***

BEGINNING BALANCE	MTD RECEIPTS	FYTD RECEIPTS	MTD EXPENDITURES	FYTD EXPENDITURES	AVAILABLE BALANCE	TOTAL ENCUMBERED	TOTAL UNENCUMB BALANCE

** FUND 504 **							

0000 ED JOBS FUND	.00	.00	.00	.00	\$.00	\$.00	\$.00
TOT 504:	.00	.00	.00	.00	\$.00	\$.00	\$.00
=====							

** FUND 506 **							

0000 RACE TO THE TOP FEDERAL FUNDS	.00	.00	.00	.00	\$.00	\$.00	\$.00
TOT 506:	.00	.00	.00	.00	\$.00	\$.00	\$.00
=====							

** FUND 516 **							

9209 IDEA B SPECIAL ED FY2009 FLOWTHRU	.00	.00	.00	.00	\$.00	\$.00	\$.00
9210 IDEA B SPECIAL ED FY2010	.00	.00	.00	.00	\$.00	\$.00	\$.00
9211 IDEA B SPECIAL ED FY2011	.00	.00	.00	.00	\$.00	\$.00	\$.00
9212 IDEA B SPECIAL ED FY2012	.00	.00	.00	.00	\$.00	\$.00	\$.00
9213 IDEA B SPECIAL ED FY2013	.00	.00	.00	.00	\$.00	\$.00	\$.00
9214 IDEA B SPECIAL ED FY2014	.00	.00	.00	.00	\$.00	\$.00	\$.00
9215 IDEA B SPECIAL ED FY2015	.00	.00	.00	.00	\$.00	\$.00	\$.00
9216 IDEA B SPECIAL ED FY2016	.00	.00	.00	.00	\$.00	\$.00	\$.00
9217 IDEA B SPECIAL ED FY2017	.00	.00	.00	.00	\$.00	\$.00	\$.00

MDECA CREATED (FINJOU)

*** NOTE!! ONLY ACTIVE ACCOUNTS HAVE BEEN SELECTED, TOTALS MAY EXCLUDE AMOUNTS THAT ARE RELATED TO INACTIVE ACCOUNTS. ***

BEGINNING BALANCE	MTD RECEIPTS	FYTD RECEIPTS	MTD EXPENDITURES	FYTD EXPENDITURES	AVAILABLE BALANCE	TOTAL ENCUMBERED	TOTAL UNENCUMB BALANCE
932N SPECIAL ED - ARRA STIMULUS	.00	.00	.00	.00	\$.00	\$.00	\$.00
\$.00							
932O SPECIAL ED - ARRA STIMULUS	.00	.00	.00	.00	\$.00	\$.00	\$.00
\$.00							
9718 IDEA PART B	.00	.00	.00	.00	\$.00	\$.00	\$.00
\$.00							
TOT 516:	.00	.00	.00	.00	\$.00	\$.00	\$.00
=====							

** FUND 532 **							

932N STATE FISCAL STABILIZATION FUND (SFSF) STIMUL	.00	.00	.00	.00	\$.00	\$.00	\$.00
\$.00							
932O STATE FISCAL STABILIZATION FUND (SFSF) STIMUL	.00	.00	.00	.00	\$.00	\$.00	\$.00
\$.00							
TOT 532:	.00	.00	.00	.00	\$.00	\$.00	\$.00
=====							

** FUND 533 **							

9210 TITLE II-TECH FY2010	.00	.00	.00	.00	\$.00	\$.00	\$.00
\$.00							
9211 TITLE II-TECH FY2011	.00	.00	.00	.00	\$.00	\$.00	\$.00
\$.00							
9212 TITLE II-D TECH FY2012	.00	.00	.00	.00	\$.00	\$.00	\$.00
\$.00							
TOT 533:	.00	.00	.00	.00	\$.00	\$.00	\$.00
=====							

MDECA CREATED (FINJOU)

*** NOTE!! ONLY ACTIVE ACCOUNTS HAVE BEEN SELECTED, TOTALS MAY EXCLUDE AMOUNTS THAT ARE RELATED TO INACTIVE ACCOUNTS. ***

BEGINNING BALANCE	MTD RECEIPTS	FYTD RECEIPTS	MTD EXPENDITURES	FYTD EXPENDITURES	AVAILABLE BALANCE	TOTAL ENCUMBERED	TOTAL UNENCUMB BALANCE

** FUND 572 **							

0000 TITLE I							
\$.00	.00	148.94	.00	.00	\$148.94	\$.00	\$148.94
9209 TITLE I DISADVANTAGED YOUTH FY2009							
\$.00	.00	.00	.00	.00	\$.00	\$.00	\$.00
9210 TITLE I DISADVANTAGED YOUTH FY2010							
\$.00	.00	.00	.00	.00	\$.00	\$.00	\$.00
9211 TITLE I DISADVANTAGED YOUTH FY2011							
\$.00	.00	.00	.00	.00	\$.00	\$.00	\$.00
9213 TITLE I DISADVANTAGES YOUTH FY2013							
\$.00	.00	.00	.00	.00	\$.00	\$.00	\$.00
9214 TITLE I DISADVANTAGED YOUTH FY2014							
\$.00	.00	.00	.00	.00	\$.00	\$.00	\$.00
9215 TITLE I DISADVANTAGED YOUTH FY2015							
\$.00	.00	.00	.00	.00	\$.00	\$.00	\$.00
9216 TITLE I DISADVANTAGE YOUTH FY16							
\$.00	.00	.00	.00	.00	\$.00	\$.00	\$.00
9217 TITLE I DISADVANTAGED YOUTH FY17							
\$.00	.00	32,551.61	.00	21,901.32	\$10,650.29	\$.00	\$10,650.29
9218 TITLE I DISADVANTAGED YOUTH FY18							
\$.00	.00	.00	.00	923.60	\$923.60-	\$.00	\$923.60-
932N TITLE I STIMULUS FY2010							
\$.00	.00	.00	.00	.00	\$.00	\$.00	\$.00
932O TITLE I STIMULUS FY2011							
\$.00	.00	.00	.00	.00	\$.00	\$.00	\$.00
9718 TITLE I DISADVANTAGES YOUTH FY18							
\$.00	10,000.00	124,381.39	12,128.62	133,965.11	\$9,583.72-	\$.00	\$9,583.72-
TOT 572:	\$.00	157,081.94	12,128.62	156,790.03	\$291.91	\$.00	\$291.91
=====							

** FUND 573 **							

9209 TITLE V FY2009							
\$.00	.00	.00	.00	.00	\$.00	\$.00	\$.00

MDECA CREATED (FINJOU)

*** NOTE!! ONLY ACTIVE ACCOUNTS HAVE BEEN SELECTED, TOTALS MAY EXCLUDE AMOUNTS THAT ARE RELATED TO INACTIVE ACCOUNTS. ***

	BEGINNING BALANCE	MTD RECEIPTS	FYTD RECEIPTS	MTD EXPENDITURES	FYTD EXPENDITURES	AVAILABLE BALANCE	TOTAL ENCUMBERED	TOTAL UNENCUMB BALANCE
TOT 573:	\$.00	.00	.00	.00	.00	\$.00	\$.00	\$.00
=====								

** FUND 584 **								

9209 SAFE AND DRUG FREE FY2009	.00	.00	.00	.00	.00	\$.00	\$.00	\$.00
9210 SAFE AND DRUG FREE FY2010	.00	.00	.00	.00	.00	\$.00	\$.00	\$.00
TOT 584:	\$.00	.00	.00	.00	.00	\$.00	\$.00	\$.00
=====								

** FUND 587 **								

9209 IDEA PRESCHOOL SPEC ED FY2009 FLOWTHRU	.00	.00	.00	.00	.00	\$.00	\$.00	\$.00
9210 IDEA PRESCHOOL SPEC ED FY2010	.00	.00	.00	.00	.00	\$.00	\$.00	\$.00
9211 IDEA PRESCHOOL SPEC ED FY2011	.00	.00	.00	.00	.00	\$.00	\$.00	\$.00
9212 IDEA PRESCHOOL SPEC ED FY2012	.00	.00	.00	.00	.00	\$.00	\$.00	\$.00
9213 IDEA PRESCHOOL SPEC ED FY2013	.00	.00	.00	.00	.00	\$.00	\$.00	\$.00
9214 IDEA PRESCHOOL SPEC ED FY2013	.00	.00	.00	.00	.00	\$.00	\$.00	\$.00
9215 IDEA PRESCHOOL SPEC ED FY2015	.00	.00	.00	.00	.00	\$.00	\$.00	\$.00
9216 IDEA PRESCHOOL SPEC ED FY2016	.00	.00	.00	.00	.00	\$.00	\$.00	\$.00
9217 IDEA PRESCHOOL SPEC ED FY2017	.00	.00	.00	.00	.00	\$.00	\$.00	\$.00
932N IDEA B FY2010 STIMULUS	.00	.00	.00	.00	.00	\$.00	\$.00	\$.00
9320 IDEA B FY2011 STIMULUS	.00	.00	.00	.00	.00	\$.00	\$.00	\$.00
9320 IDEA B FY2011 STIMULUS	.00	.00	.00	.00	.00	\$.00	\$.00	\$.00

MDECA CREATED (FINJOU)

*** NOTE!! ONLY ACTIVE ACCOUNTS HAVE BEEN SELECTED, TOTALS MAY EXCLUDE AMOUNTS THAT ARE RELATED TO INACTIVE ACCOUNTS. ***

	BEGINNING BALANCE	MTD RECEIPTS	FYTD RECEIPTS	MTD EXPENDITURES	FYTD EXPENDITURES	AVAILABLE BALANCE	TOTAL ENCUMBERED	TOTAL UNENCUMB BALANCE
9718 IDEA	\$.00	.00	.00	.00	.00	\$.00	\$.00	\$.00
TOT 587:	\$.00	.00	.00	.00	.00	\$.00	\$.00	\$.00
=====								

** FUND 590 **								

9014 IMPROVING TEACHER QUALITY FY14	\$.00	.00	.00	.00	.00	\$.00	\$.00	\$.00
9209 IMPROVING TEACHER QUALITY FY2009	\$.00	.00	.00	.00	.00	\$.00	\$.00	\$.00
9210 IMPROVING TEACHER QUALITY FY2010	\$.00	.00	.00	.00	.00	\$.00	\$.00	\$.00
9211 IMPROVING TEACHER QUALITY FY2011	\$.00	.00	.00	.00	.00	\$.00	\$.00	\$.00
9212 IMPROVING TEACHER QUALITY FY2012	\$.00	.00	.00	.00	.00	\$.00	\$.00	\$.00
9213 IMPROVING TEACHER QUALITY FY2013	\$.00	.00	.00	.00	.00	\$.00	\$.00	\$.00
9214 IMPROVING TEACHER QUALITY FY2014	\$.00	.00	.00	.00	.00	\$.00	\$.00	\$.00
9215 IMPROVING TEACHER QUALITY FY2015	\$.00	.00	.00	.00	.00	\$.00	\$.00	\$.00
9216 IMPROVING TEACHER QUALITY FY2016	\$.00	.00	.00	.00	.00	\$.00	\$.00	\$.00
9217 IMPROVING TEACHER QUALITY FY2017	\$.00	.00	.00	.00	.00	\$.00	\$.00	\$.00
9218 IMPROVING TEACHER QUALITY FY18	\$.00	.00	.00	.00	.00	\$.00	\$.00	\$.00
9718 IMPROVING TEACHER QUALITY FY2018	\$.00	.00	13,394.62	.00	.00	\$13,394.62	\$.00	\$13,394.62
TOT 590:	\$.00	.00	13,394.62	.00	.00	\$13,394.62	\$.00	\$13,394.62
=====								

** FUND 599 **

MDECA CREATED (FINJOU)

*** NOTE!! ONLY ACTIVE ACCOUNTS HAVE BEEN SELECTED, TOTALS MAY EXCLUDE AMOUNTS THAT ARE RELATED TO INACTIVE ACCOUNTS. ***

BEGINNING BALANCE	MTD RECEIPTS	FYTD RECEIPTS	MTD EXPENDITURES	FYTD EXPENDITURES	AVAILABLE BALANCE	TOTAL ENCUMBERED	TOTAL UNENCUMB BALANCE
0000 OTHER MISC FEDERAL GRANTS	.00	15.73	.00	.00	\$15.73	\$.00	\$15.73
9209 TITLE II-D FY2009	.00	.00	.00	.00	\$.00	\$.00	\$.00
9210 TITLE II-D FY2010	.00	.00	.00	.00	\$.00	\$.00	\$.00
9718 MISC. FED. GRANT	.00	.00	.00	.00	\$.00	\$8,311.00	\$8,311.00-
9909 REAP 2008-2009 FEDERAL GRANT	.00	.00	.00	.00	\$.00	\$.00	\$.00
9910 REAP FY2010	.00	.00	.00	.00	\$.00	\$.00	\$.00
9911 REAP FY2011	.00	.00	.00	.00	\$.00	\$.00	\$.00
9912 REAP FY2012	.00	.00	.00	.00	\$.00	\$.00	\$.00
9913 REAP FY2013	.00	.00	.00	.00	\$.00	\$.00	\$.00
9914 REAP FY2014	.00	.00	.00	.00	\$.00	\$.00	\$.00
9915 REAP FY2105	.00	.00	.00	.00	\$.00	\$.00	\$.00
9916 REAP FY2016	.00	14,042.85	.00	7,775.55	\$6,267.30	\$.00	\$6,267.30
9917 REAP FY2017	.00	49,640.00	.00	25,980.00	\$23,660.00	\$.00	\$23,660.00
TOT 599:	.00	63,698.58	.00	33,755.55	\$29,943.03	\$8,311.00	\$21,632.03

GRAND TOTALS:

\$6,703,741.53 740,513.29 6,859,138.71 701,083.49 6,200,546.53 \$7,362,333.71 \$729,784.78 \$6,632,548.93

*** NOTE!! ONLY ACTIVE ACCOUNTS HAVE BEEN SELECTED, TOTALS MAY EXCLUDE AMOUNTS THAT ARE RELATED TO INACTIVE ACCOUNTS. ***

DATE: 05/02/18
 TIME: 14:47

MONTHLY STATEMENT BOARD/ACTIVITY ACCOUNTS - APRIL

BRADFORD EX VILL SD
 MDECA CREATED (CASSUM)

FUND/SCC	DESCRIPTION	LAST MONTH'S BALANCE	CURRENT RECEIPTS	CURRENT EXPENDITURES	CURRENT CASH BALANCE
001 0000	GENERAL FUND	5,710,060.67	669,105.29	526,490.00	5,852,675.96
001 9000	GENERAL	67.98-	0.00	0.00	67.98-
001 9002	SED BUS PURCHASE SET-ASIDES DARKE CO	31,156.92	0.00	0.00	31,156.92
001 9003	MH BUS PURCHASE SET-ASIDES - DARKE CO	66,502.99	0.00	0.00	66,502.99
001 9045	GENERAL	33,094.47	0.00	0.00	33,094.47
001 9121	TEXTBOOK AND INSTRUCTIONAL MATERIALS SET-ASID	110,289.19	0.00	668.19	109,621.00
001 9122	CAPITAL MAINTENANCE SET-ASIDES	270,059.49-	0.00	0.00	270,059.49-
001 9194	GENERAL FUND - STATE BUS PURCHASE ALLOWANCE	4,229.48	0.00	0.00	4,229.48
001 9195	GENERAL FUND - PARITY	116,690.81	0.00	0.00	116,690.81
001 9222	GENERAL	97.86	0.00	0.00	97.86
001 9412	GENERAL STATE SETASIDE	113,345.65	0.00	0.00	113,345.65
001 9718	GENERAL	1,051.33-	0.00	3,166.45	4,217.78-
002 0000	BOND RETIREMENT 4.12 MILLS BOND REG/BLDG 2020	144,582.95	73.93	0.00	144,656.88
002 9020	BOND RETIREMENT .58 MILLS BOND SITE 2020	23,936.80	10.25	0.00	23,947.05
003 0000	PERMANENT IMPROVEMENT FUND	441,263.90	0.00	0.00	441,263.90
006 0000	LUNCHROOM/FOOD SERVICE	51,998.93	26,643.35	19,165.81	59,476.47
007 9000	UNCLAIMED FUNDS	5,709.53	0.00	0.00	5,709.53
007 9900	BRADFORD FIRE & RESCUE SCHOLARSHIP	500.00-	0.00	0.00	500.00-
007 9901	CREIGLOW SCHOLARSHIP FUND	1,000.00	0.00	0.00	1,000.00
007 9902	BLESSED DIRECTION INC. SCHOLARSHIP	5,500.00	0.00	0.00	5,500.00
007 9903	MAX WEAVER SCHOLARSHIP FUND	500.00	0.00	0.00	500.00
007 9904	CLASS OF 1957 SCHOLARSHIP FUND	0.00	0.00	0.00	0.00
007 9905	MISC SCHOLARSHIP DONATIONS	3,250.00-	0.00	0.00	3,250.00-
007 9906	COVINGTON EAGLES SCHOLARSHIP FUND	3,774.62	0.00	0.00	3,774.62
007 9907	PEPSI AND COCA-COLA SCHOLARSHIP FUNDS	2,500.00	0.00	0.00	2,500.00
007 9908	RICHARD "DICK" HARMON SCHOLARSHIP FUND	25,500.00	0.00	0.00	25,500.00
007 9909	VERNON LINDEMAN LINEMAN SCHOLARSHIP	1,000.00	0.00	0.00	1,000.00
007 9910	AAA SCHOLARSHIP FUND	0.00	0.00	0.00	0.00
007 9911	RAY PRUITT SCHOLARSHIP FUND	0.00	0.00	0.00	0.00
007 9912	HAROLD MARKER SCHOLARSHIP FUND	2,000.00	0.00	0.00	2,000.00
007 9994	BRADFORD EDUCATION ASSN. SCHOLARSHIP FUND	0.00	0.00	0.00	0.00
007 9996	PRODUCTION PAINT FINISHERS GRANT/SPECIAL TRUS	4,007.99-	0.00	0.00	4,007.99-
008 0000	WADE KINDERGARTEN	10,227.19	15.60	0.00	10,242.79
008 9202	BEARD ENDOWMENT	45,060.86	68.72	0.00	45,129.58
010 0000	CLASSROOM FACILITIES	0.00	0.00	0.00	0.00
018	PUBLIC SUPPORT SCHOOL FUND	33,453.19	651.00	1,383.72	32,720.47
019 9001	SHOPA KIDS IN NEED FOUNDATION GRANT	0.35	0.00	0.00	0.35
019 9002	MIAMI COUNTY FOUNDATION -HS MUSIC DEPARTMENT	0.00	0.00	0.00	0.00
019 9003	MIAMI COUNTY FOUNDATION-FEELING GOOD MILE HIG	1.84	0.00	0.00	1.84
019 9004	RADIO & TEL NEWS DIRECTORS FOUND MEDIA TECH	174.02	0.00	0.00	174.02
019 9005	ECO GARDEN GRANT MIAMI COUNTY PARK DISTRICT	500.00	0.00	0.00	500.00
019 9006	ECO GARDEN GRANT- TROY FOUNDATION	309.58	0.00	0.00	309.58
019 9007	REED - VALEDICTORIAN/MEMORIAL	3.75	0.00	0.00	3.75
019 9008	MIAMI COUNTY FOUNDATION ECO GARDEN GRANT	12.91	0.00	0.00	12.91
019 9009	ELEMENTARY ART - TROY FOUNDATION	102.22	0.00	0.00	102.22
019 9011	MIAMI COUNTY FOUNDATION ALL ABOARD PROGRAM	1,093.18	0.00	0.00	1,093.18
019 9012	MAC GRANT	0.00	0.00	0.00	0.00
019 9013	ALL-ABOARD- OTHER GRANT	0.00	0.00	0.00	0.00
019 9014	TROY FOUNDATION SUMMER ART CAMP	0.00	0.00	0.00	0.00
019 9015	MIAMI COUNTY FOUNDATION ELEMENTARY GRANT	20.25	0.00	0.00	20.25
019 9016	PTO-ELEMENTARY TECHNOLOGY GRANT	0.00	0.00	0.00	0.00
019 9017	EAGLES-COVINGTON DONATION	5,927.64	0.00	0.00	5,927.64

DATE: 05/02/18
 TIME: 14:47

BRADFORD EX VILL, SD
 MONTHLY STATEMENT BOARD/ACTIVITY ACCOUNTS - APRIL

MDECA CREATED (CASSUM)

FUND/SCC	DESCRIPTION	LAST MONTH'S BALANCE	CURRENT RECEIPTS	CURRENT EXPENDITURES	CURRENT CASH BALANCE
019 9018	MIAMI COUNTY FOUNDATION-ART DISCOVERY CAMP	512.62	0.00	0.00	512.62
019 9019	MIAMI COUNTY FOUNDATION FALL/ELE HEALTH	0.00	0.00	0.00	0.00
019 9020	MIAMI COUNTY FOUNDATION MEDIA CENTER GRANT	0.00	0.00	0.00	0.00
019 9021	TROY FOUNDATION FIELD TRIP GRANT	0.00	0.00	0.00	0.00
019 9022	MISCELLANEOUS FIELD TRIP GRANTS	758.76	0.00	0.00	758.76
019 9023	VIVIAN RUSSELL KINDERGARTEN FUND	57.87	0.00	0.00	57.87
019 9024	ANNA BIER ART GRANT	675.80	0.00	0.00	675.80
019 9025	COMMUNITY BLOOD CENTER GRANT	0.00	0.00	0.00	0.00
019 9026	BELIEVE IN OHIO GRANT	67.65	0.00	0.00	67.65
019 9027	TRI-COUNTY BOARD OF REC AND MENTAL HEALTH GRA	0.00	0.00	0.00	0.00
019 9131	MIAMI COUNTY FOUNDATION SEMI-ANNUAL GRANT	1,788.54	0.00	0.00	1,788.54
019 9132	OTHER GRANT RENAISSANCE	0.00	0.00	0.00	0.00
019 9222	OTHER GRANT LIBRARY	10.00	0.00	0.00	10.00
019 9230	OTHER GRANT	150.00	0.00	0.00	150.00
019 9517	OTHER GRANT	6,400.00	0.00	0.00	6,400.00
020 9989	EARLY CHILDHOOD/PRE-SCHOOL	0.00	0.00	0.00	0.00
022 0000	OHSAA TOURNAMENT ACCOUNTS	953.82	0.00	0.00	953.82
034 0000	CLASSROOM FAC. MAINT.	497,434.34	15.65	0.00	371,115.20
034 9045	MAINTENANCE FUND DELINQUENCIES	596.01	0.00	0.00	596.01
200	ACTIVITY FUND	29,599.02	4,049.45	4,614.59	29,033.88
300	ATHLETIC/MUSIC FUND	21,856.34	29,880.05	7,131.32	44,605.07
416 9205	STUDENT INTERVENTION 9-10 GRADE PROF DEVELOP	0.00	0.00	0.00	0.00
416 9906	STUDENT INTERVENTION GRADE 9-10 PROF DEVELOP	0.00	0.00	0.00	0.00
432 9006	EMIS FY 2006	0.00	0.00	0.00	0.00
432 9204	MANAGE. INFO. SYS. FUND	0.00	0.00	0.00	0.00
432 9205	MANGED INFO SYSTEM STATE FY 2005	0.00	0.00	0.00	0.00
432 9206	MANAGE. INFO. SYS. FUND	0.00	0.00	0.00	0.00
432 9207	MANAGEMENT INFO SYSTEMS FY2007	0.00	0.00	0.00	0.00
432 9208	EMIS FY2008	0.00	0.00	0.00	0.00
432 9209	EMIS FY2009	0.00	0.00	0.00	0.00
432 9210	EMIS FY2010	0.00	0.00	0.00	0.00
432 9211	EMIS FY2011	0.00	0.00	0.00	0.00
432 9212	EMIS FY2012	0.00	0.00	0.00	0.00
450 9204	SCHOOLNET PLUS GRADE 7 FY 2004	0.00	0.00	0.00	0.00
450 9206	SCHOOLNET PLUS FY 2006 ROUND #8	0.00	0.00	0.00	0.00
450 9207	SCHOOLNET PLUS FY2007	0.00	0.00	0.00	0.00
450 9905	SCHOOLNET PLUS ROUND 5	0.00	0.00	0.00	0.00
451 9204	ONenet FY 2004	0.00	0.00	0.00	0.00
451 9205	DATA COMM ONenet FY 2005	0.00	0.00	0.00	0.00
451 9206	DATA COMM	0.00	0.00	0.00	0.00
451 9207	DATA COMM FY2007	0.00	0.00	0.00	0.00
451 9208	DATA COMM FY2008	0.00	0.00	0.00	0.00
451 9209	DATA COMM FY2009	0.00	0.00	0.00	0.00
451 9210	DATA COMM FY2010	0.00	0.00	0.00	0.00
451 9211	DATA COMM FY2011	0.00	0.00	0.00	0.00
451 9212	DATA COMM FY2012	0.00	0.00	0.00	0.00
451 9213	DATA COMM FY2013	0.00	0.00	0.00	0.00
451 9214	DATA COMM FY14	0.00	0.00	0.00	0.00
451 9215	FY15 DATA COMM	0.00	0.00	0.00	0.00
451 9216	FY16 DATA COMM	0.00	0.00	0.00	0.00
451 9217	FY17 DATA COMM	0.00	0.00	0.00	0.00
451 9718	DATA COMM	3,600.00	0.00	0.00	3,600.00

FUND/SCC	DESCRIPTION	LAST MONTH'S BALANCE	CURRENT RECEIPTS	CURRENT EXPENDITURES	CURRENT CASH BALANCE
452 9204	SCHOOLNET PROF DEV FY 2004	0.00	0.00	0.00	0.00
452 9205	SCHOOLNET PROF DEV FY 2005	0.00	0.00	0.00	0.00
452 9206	SCHOOLNET PROF DEV FY 2006	0.00	0.00	0.00	0.00
452 9207	SCHOOLNET PROF DEV FY2007	0.00	0.00	0.00	0.00
452 9208	SCHOOLNET PROF DEV FY2008	0.00	0.00	0.00	0.00
452 9209	SCHOOLNET PROF DEV FY2009	0.00	0.00	0.00	0.00
452 9210	SCHOOLNET PROF DEV FY2010	0.00	0.00	0.00	0.00
454 9202	TECH EQUITY FY 2002	0.00	0.00	0.00	0.00
454 9203	TECH EQUITY FY03	0.00	0.00	0.00	0.00
458 9203	IVDL FY 2003 TOBACCO SETTLEMENT	0.00	0.00	0.00	0.00
459 9003	OHIO READS FY 2003 VOLUNTEER	0.00	0.00	0.00	0.00
459 9004	OHIO READS FY 2004 VOLUNTEER	0.00	0.00	0.00	0.00
459 9005	OHIO READS FY2005 VOLUNTEER	0.00	0.00	0.00	0.00
459 9006	OHIO READS FY 2006 VOLUNTEER	0.00	0.00	0.00	0.00
459 9007	OHIO READS FY2007 VOLUNTEER GRANT	0.00	0.00	0.00	0.00
459 9200	OHIO READS FY 2002 VOLUNTEER	0.00	0.00	0.00	0.00
459 9201	OHIO READS FY 2001 VOLUNTEER	0.00	0.00	0.00	0.00
459 9202	OHIO READS FY 2002	0.00	0.00	0.00	0.00
459 9203	OHIO READS FY 2003 #15044	0.00	0.00	0.00	0.00
459 9204	OHIO READS CONTINUATION GRANT FY 2004 003368	0.00	0.00	0.00	0.00
459 9205	OhioReads FY 2005	0.00	0.00	0.00	0.00
459 9206	OHIO READS FY 2006	0.00	0.00	0.00	0.00
459 9207	OHIO READS GRANT FY2007	0.00	0.00	0.00	0.00
459 9902	OHIO READS SUMMER 2002	0.00	0.00	0.00	0.00
459 9903	OHIO READS NEW SUMMER COMMUNITY #35173	0.00	0.00	0.00	0.00
460 9204	STUDENT INTERVENTION GRADES 9-10 FY 05	0.00	0.00	0.00	0.00
460 9205	STUDENT INTERVENTION GRADES 1-4 FY 2005	0.00	0.00	0.00	0.00
499 9207	FY2007 GIFTED SUPPLEMENTAL FUNDS	0.00	0.00	0.00	0.00
499 9208	GIFTED SUPPLEMENTAL FUNDS FY2008	0.00	0.00	0.00	0.00
499 9209	GIFTED SUPPLEMENTAL FUNDS FY2009	0.00	0.00	0.00	0.00
499 9210	SAFE ROUTES TO SCHOOL GRANT FY2010	0.00	0.00	0.00	0.00
499 9211	MISC. STATE GRANT SCHOOL IMPR INCENT AWARD	0.00	0.00	0.00	0.00
499 9214	OSFC SAFETY AND SECURITY GRANT	0.00	0.00	0.00	0.00
499 9907	OHIO CORE IMPLEMENTATION GRANT	0.00	0.00	0.00	0.00
499 9909	ADVANCED ENERGY GRANT - OHIO DEPT OF DEVELOPM	0.00	0.00	0.00	0.00
504 0000	ED JOBS FUND	0.00	0.00	0.00	0.00
506 0000	RACE TO THE TOP FEDERAL FUNDS	0.00	0.00	0.00	0.00
516 9206	IDEA PART B FY 2006	0.00	0.00	0.00	0.00
516 9207	IDEA PART B FY2007 (FLOW-THRU)	0.00	0.00	0.00	0.00
516 9208	IDEA B SPECIAL ED FY2008 FLOW THRU	0.00	0.00	0.00	0.00
516 9209	IDEA B SPECIAL ED FY2009 FLOWTHRU	0.00	0.00	0.00	0.00
516 9210	IDEA B SPECIAL ED FY2010	0.00	0.00	0.00	0.00
516 9211	IDEA B SPECIAL ED FY2011	0.00	0.00	0.00	0.00
516 9212	IDEA B SPECIAL ED FY2012	0.00	0.00	0.00	0.00
516 9213	IDEA B SPECIAL ED FY2013	0.00	0.00	0.00	0.00
516 9214	IDEA B SPECIAL ED FY2014	0.00	0.00	0.00	0.00
516 9215	IDEA B SPECIAL ED FY2015	0.00	0.00	0.00	0.00
516 9216	IDEA B SPECIAL ED FY2016	0.00	0.00	0.00	0.00
516 9217	IDEA B SPECIAL ED FY2017	0.00	0.00	0.00	0.00
516 932N	SPECIAL ED - ARRA STIMULUS	0.00	0.00	0.00	0.00
516 932O	SPECIAL ED - ARRA STIMULUS	0.00	0.00	0.00	0.00
516 9718	IDEA PART B	0.00	0.00	0.00	0.00

DATE: 05/02/18
 TIME: 14:47

MONTHLY STATEMENT BOARD/ACTIVITY ACCOUNTS - APRIL

PAGE: 4

MDECA CREATED (CASSUM)

FUND/SCC	DESCRIPTION	LAST MONTH'S BALANCE	CURRENT RECEIPTS	CURRENT EXPENDITURES	CURRENT CASH BALANCE
532 932N	STATE FISCAL STABILIZATION FUND (SFSF) STIMUL	0.00	0.00	0.00	0.00
532 932O	STATE FISCAL STABILIZATION FUND (SFSF) STIMUL	0.00	0.00	0.00	0.00
533 9210	TITLE II-TECH FY2010	0.00	0.00	0.00	0.00
533 9211	TITLE II-TECH FY2011	0.00	0.00	0.00	0.00
533 9212	TITLE II-D TECH FY2012	0.00	0.00	0.00	0.00
572 0000	TITLE I	148.94	0.00	0.00	148.94
572 9203	TITLE I FY 2003	0.00	0.00	0.00	0.00
572 9204	TITLE I FY 2004	0.00	0.00	0.00	0.00
572 9205	TITLE I FY 2005	0.00	0.00	0.00	0.00
572 9206	TITLE I FY 2006	0.00	0.00	0.00	0.00
572 9207	TITLE I FY2007	0.00	0.00	0.00	0.00
572 9208	TITLE I DISADVANTAGED YOUTH FY2008	0.00	0.00	0.00	0.00
572 9209	TITLE I DISADVANTAGED YOUTH FY2009	0.00	0.00	0.00	0.00
572 9210	TITLE I DISADVANTAGED YOUTH FY2010	0.00	0.00	0.00	0.00
572 9211	TITLE I DISADVANTAGED YOUTH FY2011	0.00	0.00	0.00	0.00
572 9212	TITLE I DISADVANTAGES YOUTH FY2012	0.00	0.00	0.00	0.00
572 9213	TITLE I DISADVANTAGES YOUTH FY2013	0.00	0.00	0.00	0.00
572 9214	TITLE I DISADVANTAGED YOUTH FY2014	0.00	0.00	0.00	0.00
572 9215	TITLE I DISADVANTAGED YOUTH FY2015	0.00	0.00	0.00	0.00
572 9216	TITLE I DISADVANTAGE YOUTH FY16	0.00	0.00	0.00	0.00
572 9217	TITLE I DISADVANTAGED YOUTH FY17	0.00	0.00	0.00	0.00
572 9218	TITLE I DISADVANTAGED YOUTH FY18	10,650.29	0.00	0.00	10,650.29
572 932N	TITLE I STIMULUS FY2010	923.60-	0.00	0.00	923.60-
572 932O	TITLE I STIMULUS FY2011	0.00	0.00	0.00	0.00
572 9718	TITLE I DISADVANTAGES YOUTH FY18	7,455.10-	10,000.00	12,128.62	9,583.72-
573 9005	TITLE V FY 04 CARRYOVER	0.00	0.00	0.00	0.00
573 9204	TITLE V FY 2004	0.00	0.00	0.00	0.00
573 9205	TITLE V FY 2005	0.00	0.00	0.00	0.00
573 9206	TITLE V FY 2006	0.00	0.00	0.00	0.00
573 9207	TITLE V FY2007	0.00	0.00	0.00	0.00
573 9208	TITLE V FY2008	0.00	0.00	0.00	0.00
573 9209	TITLE V FY2009	0.00	0.00	0.00	0.00
584 9005	DRUG FREE GRANT FY 2004 CARRYOVER	0.00	0.00	0.00	0.00
584 9204	TITLE IV-A SAFE AND DRUG FREE SCHOOLS FY 2004	0.00	0.00	0.00	0.00
584 9205	DRUG FREE GRANT FY 2005	0.00	0.00	0.00	0.00
584 9206	DRUG FREE GRANT FY 2006	0.00	0.00	0.00	0.00
584 9207	SAFE AND DRUG FREE GRANT FY2007	0.00	0.00	0.00	0.00
584 9208	SAFE AND DRUG FREE FY2008	0.00	0.00	0.00	0.00
584 9209	SAFE AND DRUG FREE FY2009	0.00	0.00	0.00	0.00
584 9210	SAFE AND DRUG FREE FY2010	0.00	0.00	0.00	0.00
587 9206	IDEA FY 2006 DK CO FLOW-THRU	0.00	0.00	0.00	0.00
587 9207	IDEA PRESCHOOL FY2007 (FLOW-THRU)	0.00	0.00	0.00	0.00
587 9208	IDEA PRESCHOOL SPEC ED FY2008 FLOW THRU	0.00	0.00	0.00	0.00
587 9209	IDEA PRESCHOOL SPEC ED FY2009 FLOWTHRU	0.00	0.00	0.00	0.00
587 9210	IDEA PRESCHOOL SPEC ED FY2010	0.00	0.00	0.00	0.00
587 9211	IDEA PRESCHOOL SPEC ED FY2011	0.00	0.00	0.00	0.00
587 9212	IDEA PRESCHOOL SPEC ED FY2012	0.00	0.00	0.00	0.00
587 9213	IDEA PRESCHOOL SPEC ED FY2013	0.00	0.00	0.00	0.00
587 9214	IDEA PRESCHOOL SPEC ED FY2013	0.00	0.00	0.00	0.00
587 9215	IDEA PRESCHOOL SPEC ED FY2015	0.00	0.00	0.00	0.00
587 9216	IDEA PRESCHOOL SPEC ED FY2016	0.00	0.00	0.00	0.00
587 9217	IDEA PRESCHOOL SPEC ED FY2017	0.00	0.00	0.00	0.00

FUND/SCC	DESCRIPTION	LAST MONTH'S BALANCE	CURRENT RECEIPTS	CURRENT EXPENDITURES	CURRENT CASH BALANCE
587 932N	IDEA B FY2010 STIMULUS	0.00	0.00	0.00	0.00
587 932O	IDEA B FY2011 STIMULUS	0.00	0.00	0.00	0.00
587 9718	IDEA	0.00	0.00	0.00	0.00
590 9005	IMPROVING TCHR QUALITY (FY 04 Carryover) FY05	0.00	0.00	0.00	0.00
590 9014	IMPROVING TEACHER QUALITY FY14	0.00	0.00	0.00	0.00
590 9203	TITLE II-A FY 2003 IMPROVING TEACHER QUALITY	0.00	0.00	0.00	0.00
590 9204	IMPROVING TEACHER QUALITY FY 2004	0.00	0.00	0.00	0.00
590 9205	IMPROVING TCHR QUALITY FY 2005	0.00	0.00	0.00	0.00
590 9206	IMPROVING TCHR QUALITY FY 2006	0.00	0.00	0.00	0.00
590 9207	IMPROVING TEACHER QUALITY FY2007	0.00	0.00	0.00	0.00
590 9208	IMPROVING TEACHER QUALITY FY2008	0.00	0.00	0.00	0.00
590 9209	IMPROVING TEACHER QUALITY FY2009	0.00	0.00	0.00	0.00
590 9210	IMPROVING TEACHER QUALITY FY2010	0.00	0.00	0.00	0.00
590 9211	IMPROVING TEACHER QUALITY FY2011	0.00	0.00	0.00	0.00
590 9212	IMPROVING TEACHER QUALITY FY2012	0.00	0.00	0.00	0.00
590 9213	IMPROVING TEACHER QUALITY FY2013	0.00	0.00	0.00	0.00
590 9214	IMPROVING TEACHER QUALITY FY2014	0.00	0.00	0.00	0.00
590 9215	IMPROVING TEACHER QUALITY FY2015	0.00	0.00	0.00	0.00
590 9216	IMPROVING TEACHER QUALITY FY2016	0.00	0.00	0.00	0.00
590 9217	IMPROVING TEACHER QUALITY FY2017	0.00	0.00	0.00	0.00
590 9218	IMPROVING TEACHER QUALITY FY18	0.00	0.00	0.00	0.00
590 9718	IMPROVING TEACHER QUALITY FY2018	13,394.62	0.00	0.00	13,394.62
599 0000	OTHER MISC FEDERAL GRANTS	15.73	0.00	0.00	15.73
599 9001	FEMA MISC FEDERAL GRANT	0.00	0.00	0.00	0.00
599 9002	Assistive Technology Infusion Project Rd#2	0.00	0.00	0.00	0.00
599 9003	ASSISTIVE TECH INFUSION PROJECT Rd#3	0.00	0.00	0.00	0.00
599 9004	ATIP ROUND #4	0.00	0.00	0.00	0.00
599 9006	NATIONAL ARCHERY IN SCHOOLS PROGRAM	0.00	0.00	0.00	0.00
599 9203	TITLE II-D TECHNOLOGY	0.00	0.00	0.00	0.00
599 9204	TITLE II-D FY 2004 TECHNOLOGY	0.00	0.00	0.00	0.00
599 9205	TITLE II-D FY 2005	0.00	0.00	0.00	0.00
599 9206	TITLE II-D FY 2006	0.00	0.00	0.00	0.00
599 9207	TITLE II-D FY2007	0.00	0.00	0.00	0.00
599 9208	TITLE II-D FY2008	0.00	0.00	0.00	0.00
599 9209	TITLE II-D FY2009	0.00	0.00	0.00	0.00
599 9210	TITLE II-D FY2010	0.00	0.00	0.00	0.00
599 9718	MISC. FED. GRANT	0.00	0.00	0.00	0.00
599 9905	REAP FEDERAL GRANT FY 2005	0.00	0.00	0.00	0.00
599 9907	REAP GRANT 2006 (FY2007)	0.00	0.00	0.00	0.00
599 9908	REAP 2007 (FY2008) FEDERAL GRANT	0.00	0.00	0.00	0.00
599 9909	REAP 2008-2009 FEDERAL GRANT	0.00	0.00	0.00	0.00
599 9910	REAP FY2010	0.00	0.00	0.00	0.00
599 9911	REAP FY2011	0.00	0.00	0.00	0.00
599 9912	REAP FY2012	0.00	0.00	0.00	0.00
599 9913	REAP FY2013	0.00	0.00	0.00	0.00
599 9914	REAP FY2014	0.00	0.00	0.00	0.00
599 9915	REAP FY2105	0.00	0.00	0.00	0.00
599 9916	REAP FY2016	6,267.30	0.00	0.00	6,267.30
599 9917	REAP FY2017	23,660.00	0.00	0.00	23,660.00

GRAND TOTAL ALL FUNDS

7,322,903.91

740,513.29

701,083.49

7,362,333.71

Date: 5/02/18

N E G A T I V E B U D G E T R E P O R T
Processing Month: April 2018
BRADFORD EX VILL SD

Page: 1
(NEGBUD)

Obj	Sec	Subject	Opu	Il	Job	Account Description	FYTD Budget	MTD Expended	FYTD Expended	Current Encumbered	Unencumbered Balance
Fund: 001	Func: 7410										
001	7410	921	0000	000	00	000 ADVANCES OUT	.00	36,000.00	148,917.59	.00	148,917.59-
		** Fund 001	Sec 0000	Totals			.00	36,000.00	148,917.59	.00	148,917.59-
		Grand Total All Funds					.00	36,000.00	148,917.59	.00	148,917.59-

BRADFORD EX VILL SD
 APPROPRIATION COMPLIANCE VERIFICATION
 Based On Expendable Amount
 Summary Report By Fund

FUND	DESCRIPTION	BEGIN CASH	REVSUM TOTAL	APPSUM TOTAL	CASH+REVS-APPS	ACTUAL FYTD RECEIPT
Total Fund 001	GENERAL	5,261,260.44	7,043,826.00	9,049,650.87	3,255,435.57	6,137,340.20
Total Fund 002	BOND RETIREMENT	186,858.12	111,133.00	130,368.00	167,623.12	100,768.83
Total Fund 003	PERMANENT IMPROVEMENT	489,183.90	0.00	169,209.15	319,974.75	0.00
Total Fund 006	FOOD SERVICE	67,541.44	253,350.00	294,857.12	26,534.32	190,340.48
Total Fund 007	SPECIAL TRUST	50,726.16	19,700.00	28,750.00	41,676.76	4,500.00
Total Fund 008	ENDOWMENT	54,727.74	600.00	4,130.91	51,196.83	644.63
Total Fund 010	CLASSROOM FACILITIES	0.00	0.00	0.00	0.00	0.00
Total Fund 018	PUBLIC SCHOOL SUPPORT	33,783.12	26,300.00	32,980.93	27,102.19	19,478.73
Total Fund 019	OTHER GRANT	17,266.58	5,400.00	11,517.15	11,148.43	6,950.00
Total Fund 020	SPECIAL ENTERPRISE FUND	0.00	0.00	0.00	0.00	0.00
Total Fund 022	DISTRICT AGENCY	0.00	1,500.00	1,375.50	124.50	1,000.00
Total Fund 034	CLASSROOM FACILITIES MAINT.	502,200.52	44,952.08	151,966.45	395,186.15	18,609.92
Total Fund 200	STUDENT MANAGED ACTIVITY	26,823.32	27,315.00	46,964.44	7,173.88	34,588.24
Total Fund 300	DISTRICT MANAGED ACTIVITY	13,370.19	136,457.00	145,773.22	4,053.97	81,142.54
Total Fund 416	TEACHER DEVELOPMENT	0.00	0.00	0.00	0.00	0.00
Total Fund 432	MANAGEMENT INFORMATION SYSTEM	0.00	0.00	0.00	0.00	0.00
Total Fund 450	SCHOOLNET EQUIP/INFRASTRUCTURE	0.00	0.00	0.00	0.00	0.00
Total Fund 451	DATA COMMUNICATION FUND	0.00	0.00	0.00	0.00	3,600.00
Total Fund 452	SCHOOLNET PROFESS. DEVELOPMENT	0.00	0.00	0.00	0.00	0.00
Total Fund 454	* Invalid fund per the blue book	0.00	0.00	0.00	0.00	0.00
Total Fund 458	* Invalid fund per the blue book	0.00	0.00	0.00	0.00	0.00
Total Fund 459	OHIO READS	0.00	0.00	0.00	0.00	0.00
Total Fund 460	SUMMER INTERVENTION	0.00	0.00	0.00	0.00	0.00
Total Fund 499	MISCELLANEOUS STATE GRANT FUND	0.00	0.00	0.00	0.00	0.00
Total Fund 504	* Invalid fund per the blue book	0.00	0.00	0.00	0.00	0.00
Total Fund 506	RACE TO THE TOP	0.00	0.00	0.00	0.00	0.00
Total Fund 516	IDEA PART B GRANTS	0.00	134,475.86	0.00	134,475.86	0.00
Total Fund 532	* Invalid fund per the blue book	0.00	0.00	0.00	0.00	0.00
Total Fund 533	TITLE II D - TECHNOLOGY	0.00	0.00	0.00	0.00	0.00
Total Fund 572	TITLE I DISADVANTAGED CHILDREN	0.00	162,331.65	162,331.65	0.00	147,081.94
Total Fund 573	TITLE V INNOVATIVE EDUC PGM	0.00	0.00	0.00	0.00	0.00
Total Fund 584	DRUG FREE SCHOOL GRANT FUND	0.00	0.00	0.00	0.00	0.00
Total Fund 587	IDEA PRESCHOOL-HANDICAPPED	0.00	3,062.04	0.00	3,062.04	0.00
Total Fund 590	IMPROVING TEACHER QUALITY	0.00	0.00	0.00	0.00	13,394.62
Total Fund 599	MISCELLANEOUS FED. GRANT FUND	0.00	43,950.55	43,950.55	0.00	63,698.58

Grand Totals: 6,703,741.53 8,014,353.18 10,273,325.94 4,444,768.77 6,823,138.71

DATE: 05/02/18
TIME: 14:45

BALANCE CHECK REPORT
BRADFORD EX VILL SD

PAGE 1
(BALCHK)

ALL FUNDS

MONTH TO DATE EXPENDITURES
CASH ACCOUNTS 701,083.49
BUDGET ACCOUNTS 701,083.49
APPROP ACCOUNTS 701,083.49

YEAR TO DATE EXPENDITURES
CASH ACCOUNTS 2,548,119.88
BUDGET ACCOUNTS 2,548,119.88
APPROP ACCOUNTS 2,548,119.88

FISCAL YR TO DATE EXPENDITURES
CASH ACCOUNTS 6,200,546.53
BUDGET ACCOUNTS 6,200,546.53
APPROP ACCOUNTS 6,200,546.53

PROJECT YR TO DATE EXPENDITURES
CASH ACCOUNTS 107,176.29
BUDGET ACCOUNTS 107,176.29
APPROP ACCOUNTS 107,176.29

MONTH TO DATE REVENUE
CASH ACCOUNTS 740,513.29
REVENUE ACCOUNTS 740,513.29

YEAR TO DATE REVENUE
CASH ACCOUNTS 2,915,503.61
REVENUE ACCOUNTS 2,915,503.61

FISCAL YR TO DATE REVENUE
CASH ACCOUNTS 6,859,138.71
REVENUE ACCOUNTS 6,859,138.71

PROJECT YR TO DATE REVENUE
CASH ACCOUNTS 123,993.11
REVENUE ACCOUNTS 123,993.11

DATE: 05/02/18

TIME: 14:45

BALANCE CHECK REPORT

BRADFORD EX VILL SD

PAGE 2

(BALCHK)

ALL FUNDS

OPEN P. O. FILE	729,784.78	APPROP ACCOUNTS	729,784.78
		BUDGET ACCOUNTS	729,784.78
CURRENT ENCUMBRANCES			
		REVENUE ACCOUNTS	36,000.00
MONTH TO DATE TRANSFERS			
		REVENUE ACCOUNTS	50,000.00
YEAR TO DATE TRANSFERS			
		REVENUE ACCOUNTS	148,917.59
FISCAL YTD TRANSFERS			
		REVENUE ACCOUNTS	148,917.59